

CITY OF ELKTON, KENTUCKY
BASIC FINANCIAL STATEMENTS
AS OF AND FOR THE YEAR ENDED
JUNE 30, 2019
AND
REPORT OF CERTIFIED PUBLIC ACCOUNTANTS

CITY OF ELKTON, KENTUCKY
TABLE OF CONTENTS

Financial Section

	<u>Page</u>
Independent Auditor's Report	1 - 2
Management's Discussion and Analysis (Unaudited)	3 - 13
Basic Financial Statements:	
Government-Wide Financial Statements:	
Statement of Net Position	14
Statement of Activities	15
Fund Financial Statements:	
Balance Sheet - Governmental Funds	16
Reconciliation of the Balance Sheet of Governmental Funds to the Statement of Net Position	17
Statement of Revenues, Expenditures, and Changes in Fund Balance - Governmental Funds	18
Reconciliation of the Statement of Revenues, Expenditures, and Changes in Fund Balance - Governmental Funds to the Statement of Activities	19
Statement of Net Position - Proprietary Funds	20
Statement of Revenues, Expenditures, and Changes in Fund Net Position - Proprietary Funds	21
Statement of Cash Flows - Proprietary Funds	22 - 23
Notes to Financial Statements	24 - 48
Required Supplementary Information other than Management's Discussion and Analysis:	
Statement of Revenues, Expenditures, and Changes in Fund Balances - Budget and Actual - General Fund (Unaudited)	49
Schedule of Proportionate Share of the Net Pension Liability - County Employee Retirement System (Unaudited)	50
Schedule of Pension Contributions - County Employee Retirement System (Unaudited)	51
Schedule of Proportionate Share of the Net OPEB Liability - County Employee Retirement System (Unaudited)	52
Schedule of OPEB Contributions - County Employee Retirement System (Unaudited)	53
Notes to Required Supplementary Information (Unaudited)	54
Compliance Reporting:	
Independent Auditor's Report on Internal Control Over Financial Reporting and on Compliance and Other Matters Based on an Audit of Financial Statements Performed in Accordance With <i>Government Auditing Standards</i>	55 - 56
Schedule of Findings and Responses	57



THURMAN CAMPBELL GROUP, PLC
CERTIFIED PUBLIC ACCOUNTANTS

Members:

American Institute of
Certified Public Accountants

Kentucky Society of
Certified Public Accountants

Tennessee Society of
Certified Public Accountants

INDEPENDENT AUDITOR'S REPORT

To the Honorable Mayor and City Council
City of Elkton, Kentucky

Report on the Financial Statements

We have audited the accompanying financial statements of the governmental activities, the business-type activities, each major fund, and the aggregate remaining fund information of the City of Elkton, Kentucky as of and for the year ended June 30, 2019, and the related notes to the financial statements, which collectively comprise the City of Elkton, Kentucky's basic financial statements as listed in the table of contents.

Management's Responsibility for the Financial Statements

Management is responsible for the preparation and fair presentation of these financial statements in accordance with accounting principles generally accepted in the United States of America; this includes the design, implementation, and maintenance of internal control relevant to the preparation and fair presentation of financial statements that are free from material misstatement, whether due to fraud or error.

Auditor's Responsibility

Our responsibility is to express opinions on these financial statements based on our audit. We conducted our audit in accordance with auditing standards generally accepted in the United States of America and the standards applicable to financial audits contained in *Government Auditing Standards*, issued by the Comptroller General of the United States. Those standards require that we plan and perform the audit to obtain reasonable assurance about whether the financial statements are free from material misstatement.

An audit involves performing procedures to obtain audit evidence about the amounts and disclosures in the financial statements. The procedures selected depend on the auditor's judgment, including the assessment of the risks of material misstatement of the financial statements, whether due to fraud or error. In making those risk assessments, the auditor considers internal control relevant to the entity's preparation and fair presentation of the financial statements in order to design audit procedures that are appropriate in the circumstances, but not for the purpose of expressing an opinion on the effectiveness of the entity's internal control. Accordingly, we express no such opinion. An audit also includes evaluating the appropriateness of accounting policies used and the reasonableness of significant accounting estimates made by management, as well as evaluating the overall presentation of the financial statements.

We believe that the audit evidence we have obtained is sufficient and appropriate to provide a basis for our audit opinions.

Opinions

In our opinion, the financial statements referred to above present fairly, in all material respects, the respective financial position of the governmental activities, the business-type activities, each major fund, and the aggregate remaining fund information of the City of Elkton, Kentucky, as of June 30, 2019, and the respective changes in financial position, and, where applicable, cash flows thereof for the year then ended in accordance with accounting principles generally accepted in the United States of America.

Emphasis of Matter

As discussed in Note 1 (T) to the financial statements, the City of Elkton, Kentucky has implemented Governmental Accounting Standards Board (GASB) Statement No. 88, Certain Disclosures Related to Debt, Including Direct Borrowing and Direct Placements, during the year ended June 30, 2019. This standard requires additional information be disclosed in the notes to the financial statements related to debt.

Other Matters

Required Supplementary Information

Accounting principles generally accepted in the United States of America require that the management's discussion and analysis, budgetary comparison information and the pension and OPEB schedules on pages 3-13 and 49-54 be presented to supplement the basic financial statements. Such information, although not a part of the basic financial statements, is required by the Governmental Accounting Standards Board, who considers it to be an essential part of financial reporting for placing the basic financial statements in an appropriate operational, economic, or historical context. We have applied certain limited procedures to the required supplementary information in accordance with auditing standards generally accepted in the United States of America, which consisted of inquiries of management about the methods of preparing the information and comparing the information for consistency with management's responses to our inquiries, the basic financial statements, and other knowledge we obtained during our audit of the basic financial statements. We do not express an opinion or provide any assurance on the information because the limited procedures do not provide us with sufficient evidence to express an opinion or provide any assurance.

Other Reporting Required by *Government Auditing Standards*

In accordance with *Government Auditing Standards*, we have also issued our report dated January 15, 2020, on our consideration of the City of Elkton, Kentucky's internal control over financial reporting and on our tests of its compliance with certain provisions of laws, regulations, contracts, and grant agreements and other matters. The purpose of that report is solely to describe the scope of our testing of internal control over financial reporting and compliance and the results of that testing, and not to provide an opinion on the effectiveness of the City of Elkton, Kentucky's internal control over financial reporting or on compliance. That report is an integral part of an audit performed in accordance with *Government Auditing Standards* in considering the City of Elkton, Kentucky's internal control over financial reporting and compliance.

Thurman Campbell Group, PLC

Hopkinsville, Kentucky
January 15, 2020

CITY OF ELKTON, KENTUCKY
MANAGEMENT'S DISCUSSION AND ANALYSIS (UNAUDITED)
FOR THE YEAR ENDED JUNE 30, 2019

As management of the *City of Elkton, Kentucky*, we offer readers of the City's financial statements this narrative overview and analysis of the financial activities of the City for the fiscal year ended June 30, 2019. We encourage readers to consider the information presented here in conjunction with additional information found within the body of the audit.

FINANCIAL HIGHLIGHTS

- As of June 30, 2019, the City's assets plus deferred outflows of resources exceeded liabilities plus deferred inflows of resources for a total net position of \$7,998,871.
- Fund balance, a measure of current financial resources, increased in the governmental funds by \$90,702 to a June 30, 2019 balance of \$2,112,726. Of this amount, \$1,690,276 is unassigned.
- The City's business-type activities (water, sewer and waste management) net position as of June 30, 2019 totaled \$4,659,231, a decrease of \$68,543 from the prior year.
- The City's general fund balance as of June 30, 2019 was \$1,782,321, an increase of \$121,296 over the prior year. Of the total fund balance, \$1,690,276 is unassigned. The unassigned general fund balance represents 112.2% of total general fund revenues.
- Total capital assets of the City, net of depreciation, (land, buildings and improvements, park and land improvements, equipment, vehicles, plants and lines, construction in progress) totaled \$7,685,086.

OVERVIEW OF THE FINANCIAL STATEMENTS

This discussion and analysis is intended to serve as an introduction to the City's basic financial statements. The City's basic financial statements comprise three components: 1) government-wide financial statements, 2) fund financial statements, and 3) notes to the financial statements. This report also contains other supplementary information and reporting in addition to the basic financial statements themselves.

Government-wide financial statements

The *government-wide financial statements* are designed to provide readers with a broad overview of the City's finances, in a manner similar to a private-sector business.

The *statement of net position* presents information on all of the City's assets, deferred outflows of resources, liabilities and deferred inflows of resources, with the difference between them reported as net position. Over time, increases or decreases in net position may serve as a useful indicator of whether the financial position of the city is improving or deteriorating.

The *statement of activities* presents information showing how the City's net position changed during the most recent fiscal year. All changes in net position are reported as soon as the underlying event giving rise to the change occurs, regardless of the timing of related cash flows. Thus, revenues and expenses are reported in this statement for some items that will only result in cash flows in future fiscal periods.

The government-wide financial statements outline functions of the City that are principally supported by taxes and intergovernmental revenues (*governmental activities*) as opposed to other functions that are intended to recover all or a significant portion of their costs through user fees and charges (*business-type activities*). The *governmental activities* of the City include general government, public safety, public works, community

CITY OF ELKTON, KENTUCKY
MANAGEMENT'S DISCUSSION AND ANALYSIS (UNAUDITED) (Continued)
FOR THE YEAR ENDED JUNE 30, 2019

development and culture and recreation. The *business-type activities* of the city include water, sewer and solid waste.

Fund financial statements

A fund is a grouping of related accounts that is used to maintain control over resources that have been segregated for specific activities or objectives. The City, like other state and local governments, uses fund accounting to ensure and demonstrate compliance with finance-related legal requirements. All of the funds of the City can be divided into two categories: governmental funds and proprietary funds.

Governmental funds- *Governmental funds* are used to account for essentially the same functions reported as *governmental activities* in the government-wide financial statements. However, unlike the government-wide financial statements, governmental fund financial statements focus on near-term inflows and outflows of spendable resources, as well as on balances of spendable resources available at the end of the fiscal year. Such information may be useful in evaluating a government's near-term financing requirements.

Because the focus of governmental funds is narrower than that of the government-wide financial statements, it is useful to compare the information presented for *governmental funds* with similar information presented for *governmental activities* in the government-wide financial statements. By doing so, readers may better understand the long-term impact of the government's near-term financing decisions. Both the governmental fund balance sheet and the governmental fund statement of revenues, expenditures, and changes in fund balances provide a reconciliation to facilitate this comparison between *governmental funds* and *governmental activities*.

The City maintains several individual funds in addition to the general fund to make up the governmental funds. Information is presented separately in the governmental fund balance sheet and in the governmental fund statement of revenues, expenditures, and changes in fund balances for the general fund and the other governmental funds.

The City adopts an annual appropriated budget for its general and special revenue funds. Budgetary comparison statements or schedules have been provided herein to demonstrate compliance with those budgets.

Proprietary funds- The City maintains three proprietary fund. *Proprietary funds* are used to report the same functions presented as *business-type activities* in the government-wide financial statements. The City uses proprietary funds to account for water, sewer and solid waste management.

Proprietary funds provide the same type of information as the government-wide financial statements, only in more detail. The proprietary fund financial statements provide separate information on the individual enterprise funds.

Notes to the financial statements- The notes provide additional information that is essential to a full understanding of the data provided in the government-wide and fund financial statements.

GOVERNMENT-WIDE FINANCIAL ANALYSIS

Statement of Net Position

Net position may serve over time as a useful indicator of a government's financial position. In the case of the City, governmental activities had a net position of \$3,339,640, while business-type activities had a net position of \$4,659,231, for total city wide net position of \$7,998,871 as of June 30, 2019.

CITY OF ELKTON, KENTUCKY
MANAGEMENT'S DISCUSSION AND ANALYSIS (UNAUDITED) (Continued)
FOR THE YEAR ENDED JUNE 30, 2019

Statement of Net Position of Governmental and Business-Type Activities						
June 30, 2019						
	Governmental Activities		Business-Type Activities		Total	
	2019	2018	2019	2018	2019	2018
<u>ASSETS</u>						
Current and other assets	\$ 2,257,900	\$ 2,101,724	\$ 1,708,716	\$ 1,579,509	\$ 3,966,616	\$ 3,681,233
Capital assets	2,358,471	2,499,759	5,326,615	5,191,941	7,685,086	7,691,700
Total assets	4,616,371	4,601,483	7,035,331	6,771,450	11,651,702	11,372,933
<u>DEFERRED OUTFLOWS OF RESOURCES</u>						
Deferred outflows related to pensions/OPEB	478,363	477,012	315,306	253,308	793,669	730,320
Total deferred outflows of resources	478,363	477,012	315,306	253,308	793,669	730,320
<u>LIABILITIES</u>						
Current liabilities	128,103	76,970	349,743	277,668	477,846	354,638
Net pension liability	1,448,463	1,309,254	895,341	753,773	2,343,804	2,063,027
Long-term liabilities	-	9,374	1,347,143	1,180,246	1,347,143	1,189,620
Total liabilities	1,576,566	1,395,598	2,592,227	2,211,687	4,168,793	3,607,285
<u>DEFERRED INFLOWS OF RESOURCES</u>						
Deferred inflows related to pensions/OPEB	178,528	179,015	99,179	85,297	277,707	264,312
Total deferred inflows of resources	178,528	179,015	99,179	85,297	277,707	264,312
<u>NET POSITION</u>						
Net investment in capital assets	2,358,471	2,481,625	3,913,196	3,952,036	6,271,667	6,433,661
Restricted assets	249,926	238,226	1,015,926	1,102,680	1,265,852	1,340,906
Unrestricted assets	731,243	784,031	(269,891)	(326,942)	461,352	457,089
Total net position	<u>\$ 3,339,640</u>	<u>\$ 3,503,882</u>	<u>\$ 4,659,231</u>	<u>\$ 4,727,774</u>	<u>\$ 7,998,871</u>	<u>\$ 8,231,656</u>

In the City as a whole, the largest portion of net position, \$6,271,667 or 78.4%, reflects its investment in capital assets (e.g., land and improvements, buildings and improvements, vehicles, furniture and equipment and construction in progress), less any related debt used to acquire those assets that is still outstanding. The City uses these capital assets to provide services to citizens and these assets are not available for future spending.

The net position of governmental activity funds was \$3,339,640 with \$2,358,471 or 70.6% being invested in capital assets and \$731,243 or 21.9% unrestricted. The unrestricted net position of governmental funds includes fund balances of the General Fund and various special revenue funds and may be used to meet the City's ongoing obligations to citizens and creditors.

The net position of the City's business-type activities was \$4,659,231. Of the net position, \$3,913,196 or 84% were invested in capital assets.

CITY OF ELKTON, KENTUCKY
MANAGEMENT'S DISCUSSION AND ANALYSIS (UNAUDITED) (Continued)
FOR THE YEAR ENDED JUNE 30, 2019

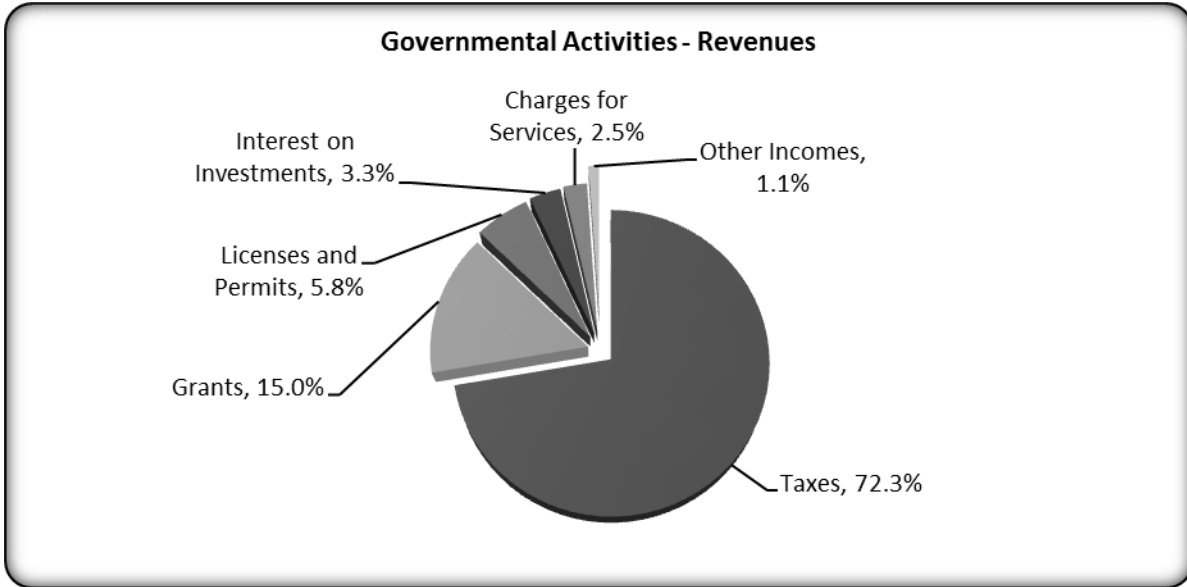
Statement of Activities

Statement of Activities of Governmental and Business-Type Activities						
For the Year Ended June 30, 2019						
	Governmental Activities		Business-Type Activities		Total	
	2019	2018	2019	2018	2019	2018
Revenues:						
Program Revenues:						
Charges for Services	\$ 39,557	\$ 25,456	\$ 1,146,038	\$ 1,119,811	\$ 1,185,595	\$ 1,145,267
Operating Grants and Contributions	16,958	11,000	-	-	16,958	11,000
Capital Grants and Contributions	223,927	438,764	45,101	-	269,028	438,764
General Revenues:						
Taxes	1,160,004	1,159,088	-	-	1,160,004	1,159,088
Licenses and Permits	93,569	91,829	-	-	93,569	91,829
Interest on Investments	53,240	28,122	34,661	18,464	87,901	46,586
Gain/(Loss) on Sale of Fixed Assets	13,331	-	(13,393)	(3,122)	(62)	(3,122)
Other Income	18,517	37,728	18,717	28,503	37,234	66,231
Transfers In/(Out)	(14,400)	(14,400)	14,400	14,400	-	-
Total Revenues	1,604,703	1,777,587	1,245,524	1,178,056	2,850,227	2,955,643
Expenditures:						
General Government	418,672	456,460	-	-	418,672	456,460
Public Safety	824,326	710,999	-	-	824,326	710,999
Public Works	398,602	275,663	-	-	398,602	275,663
Community Development	2,910	800	-	-	2,910	800
Culture and Recreation	123,300	20,052	-	-	123,300	20,052
Interest on Long-term Debt	1,135	-	-	-	1,135	-
Water	-	-	632,416	589,256	632,416	589,256
Sewer	-	-	596,090	587,156	596,090	587,156
Solid Waste	-	-	85,561	85,561	85,561	85,561
Total Expenditures	1,768,945	1,463,974	1,314,067	1,261,973	3,083,012	2,725,947
Change in Net Position	(164,242)	313,613	(68,543)	(83,917)	(232,785)	229,696
Net Position, Beginning (Restated)	3,503,882	3,190,269	4,727,774	4,811,691	8,231,656	8,001,960
Net Position, Ending	<u>\$ 3,339,640</u>	<u>\$ 3,503,882</u>	<u>\$ 4,659,231</u>	<u>\$ 4,727,774</u>	<u>\$ 7,998,871</u>	<u>\$ 8,231,656</u>

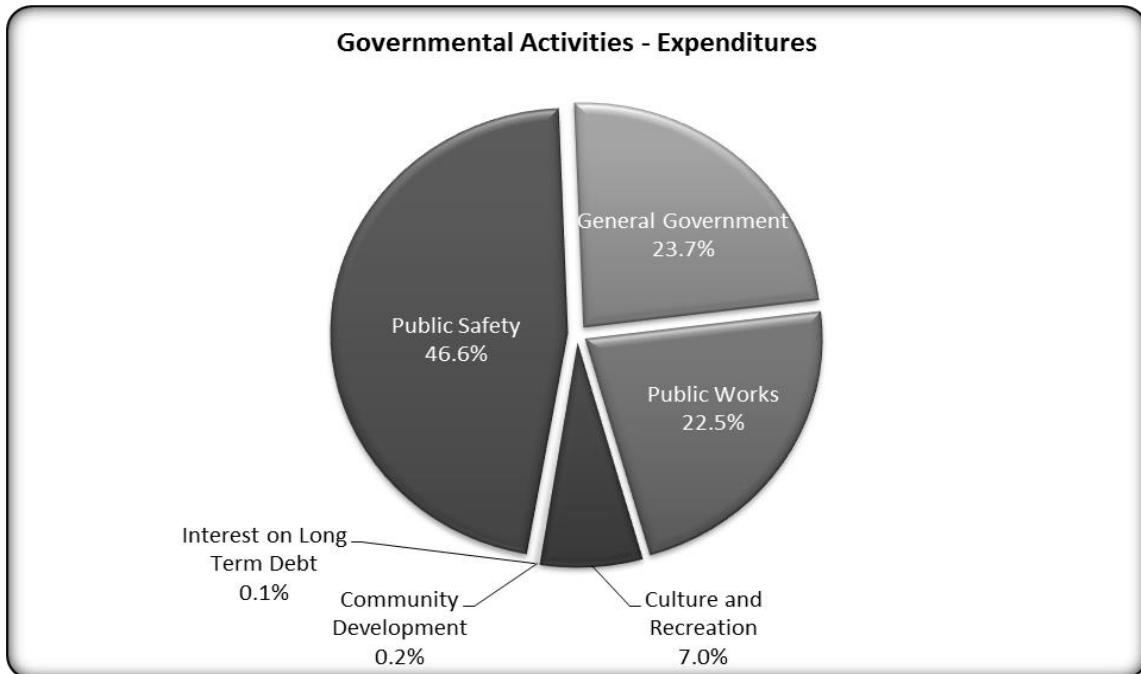
Governmental Activities

Revenues for the City's governmental activities totaled \$1,604,703. Taxes, which primarily include property taxes and payroll taxes, totaled \$1,160,004 which is 72.3% of total revenue. Capital and Operating Grants and Contributions totaled \$240,885 and accounted for about 15.0% of total revenues. Licenses and permits, which primarily include occupational (business) license fees, accounted for \$93,569 or 5.8% of the total. Interest on Investments accounted for about 3.3% of revenues, totaling \$53,240. Charges for services totaled \$39,557, or 2.5% of revenues. All other incomes totaled \$17,448, or about 1.1% of revenues.

CITY OF ELKTON, KENTUCKY
 MANAGEMENT'S DISCUSSION AND ANALYSIS (UNAUDITED) (Continued)
 FOR THE YEAR ENDED JUNE 30, 2019



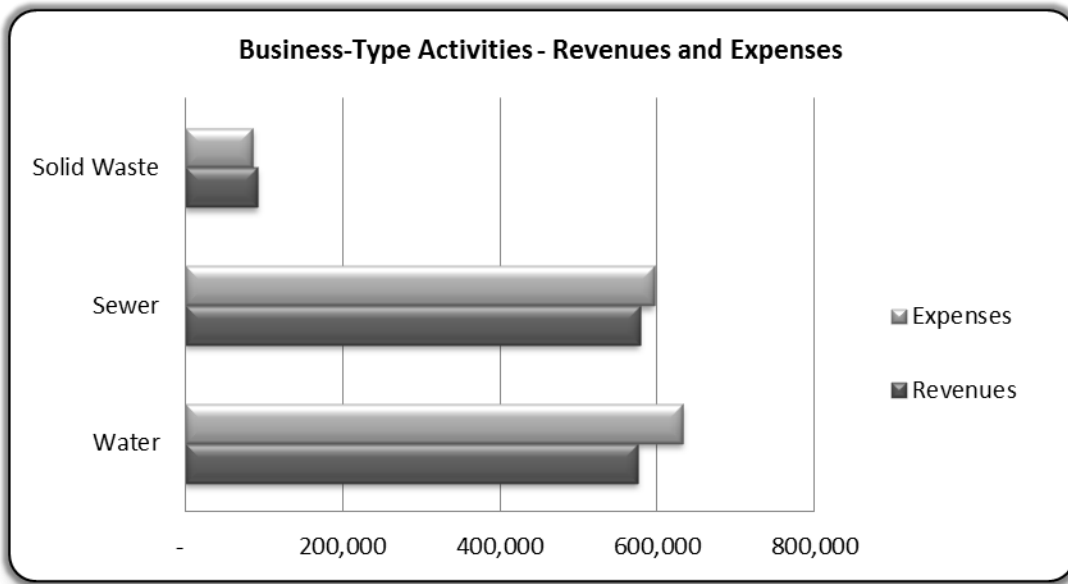
Total expenses of the City's governmental activities were \$1,768,945. The largest expenditure at 46.6% of total expenses, or \$824,326, was for Public Safety, which includes police and fire protection. The second largest category of expense is general government, which totaled \$418,672 or 23.7% of expenses. Public works was third and totaled \$398,602, or 22.5%. Culture and recreation expenses totaled \$123,300, or 7.0% of the total. Finally, all other expenses totaled \$4,045, or 0.3% of total expenditures.



CITY OF ELKTON, KENTUCKY
 MANAGEMENT'S DISCUSSION AND ANALYSIS (UNAUDITED) (Continued)
 FOR THE YEAR ENDED JUNE 30, 2019

Business-type Activities

Revenues for business-type activities totaled \$1,245,524 for the fiscal year ended June 30, 2019. Of this total, revenue from Charges for Services totaled \$1,146,038. Expenses for business-type activities totaled \$1,314,067. Water department expenses accounted for \$632,416 of total expenditures, or 48.1%. Sewer department expenses accounted for 45.4% of total expenses, or \$596,090. Finally, the solid waste department accounted for 6.5% of total business-type activities expenditures with \$85,561 in expenses.



FINANCIAL ANALYSIS OF THE GOVERNMENT'S FUNDS

As noted earlier, the City uses fund accounting to ensure and demonstrate compliance with finance-related legal requirements.

Governmental Funds - The general government functions are contained in the General, Special Revenue and Permanent Funds. The focus of the City's *governmental funds* is to provide information on near-term inflows, outflows, and balances of *spendable* resources. Such information is useful in assessing the City's financing requirements. In particular, *unassigned fund balance* may serve as a useful measure of a government's net resources available for spending at the end of the fiscal year.

The City's governmental funds for the year ended June 30, 2019 reflect a combined ending fund balance of \$2,112,726, an increase of \$90,702 from the prior year. Of the total fund balance, \$1,690,276 is unassigned and is available for spending at the City's discretion. The remainder \$422,450 is restricted or committed for prepaid expenses, mortgage receivables, and cemetery maintenance.

CITY OF ELKTON, KENTUCKY
MANAGEMENT'S DISCUSSION AND ANALYSIS (UNAUDITED) (Continued)
FOR THE YEAR ENDED JUNE 30, 2019

General Fund Highlights

The General Fund is the chief operating fund of the City. At the end of the fiscal year, the total fund balance in the General Fund was \$1,782,321 which is an increase of \$121,296 from the prior year. Of the total General Fund balance, 94.8% (\$1,690,276) is *unassigned fund balance*. As a measure of the general fund's liquidity, it may be useful to compare unassigned fund balance to total general fund revenues. Unassigned fund balance represented 112.2% of total general fund revenues.

The following provides an explanation of revenues by source with change from the prior year:

General Fund - Revenues by Source						
	FY 2019		FY 2018		Increase/(Decrease)	
		Percent		Percent		Percent
	Amount	of Total	Amount	of Total	Amount	of Change
Revenues by Source						
Taxes	\$1,142,933	75.8%	\$1,147,599	67.0%	\$ (4,666)	-0.41%
Licenses and Permits	93,569	6.2%	91,829	5.4%	1,740	1.89%
Intergovernmental Revenues	164,545	10.9%	377,935	22.1%	(213,390)	-56.46%
Charges for Services	44,742	3.0%	25,456	1.5%	19,286	75.76%
Interest Income	45,161	3.0%	23,142	1.4%	22,019	95.15%
Other Income	10,332	0.7%	37,728	2.2%	(27,396)	-72.61%
Total Revenues	\$1,501,282	99.6%	\$1,703,689	99.5%	\$ (202,407)	-11.88%
Total Other Financing (uses)	5,778	0.4%	8,835	0.5%	(3,057)	-34.60%
Total Revenues and Other Financing (uses)	\$1,507,060	100.0%	\$1,712,524	100.0%	\$ (205,464)	-12.00%

- The General Fund saw about a 12% decrease in total revenue and other financing sources over last year. The decrease is mainly due to a \$213,390 decrease in intergovernmental revenues, mainly capital grant projects, received over the previous year.
- The largest total increase in revenue came from Interest Income, which increased by 95%, or \$22,019, over last year.

The following provides an explanation of expenditures by function with change from the prior year:

General Fund - Expenditures by Function						
	FY 2019		FY 2018		Increase/(Decrease)	
		Percent		Percent		Percent
	Amount	of Total	Amount	of Total	Amount	of Change
Expenditures by Function						
General Government	\$ 355,666	25.7%	\$ 397,531	24.8%	\$ (41,865)	-10.53%
Public Works	238,275	17.2%	169,689	10.6%	68,586	40.42%
Public Safety	592,904	42.8%	551,442	34.4%	41,462	7.52%
Culture and Recreation	123,059	8.9%	20,136	1.3%	102,923	511.14%
Capital Outlay	56,591	4.1%	465,911	29.0%	(409,320)	-87.85%
Debt Service	19,269	1.4%	-	0.0%	19,269	0.00%
Total Expenditures	\$ 1,385,764	100.0%	\$ 1,604,709	100.0%	\$ (218,945)	-13.64%

CITY OF ELKTON, KENTUCKY
MANAGEMENT'S DISCUSSION AND ANALYSIS (UNAUDITED) (Continued)
FOR THE YEAR ENDED JUNE 30, 2019

- Overall, General Fund expenditures decreased by about 14%, a total decrease of \$218,945 over last year.
- The largest total decrease in expenditures was in the area of Capital Outlay with a decrease in expenditures of \$409,320, or 88% less than last year. In the previous fiscal year, the city completed two large capital outlay grant projects including the West Main Street Sidewalks Project and the purchase of a new fire pumper/tanker truck.
- The largest total increase in expenditures was in Culture and Recreation, with a \$102,923 increase in expenditures, or about 511% over last year. The increase was due to the city starting a Land and Water Conservation Fund Grant Project in the City-County Park to install new LED lighting and light poles on one ballfield and other improvements.

Proprietary funds- The City's proprietary funds provide the same type of information found in the government wide financial statements, but in more detail. As noted earlier, the City maintains three proprietary funds. *Proprietary funds* are used to report the same functions presented as *business-type activities* in the government-wide financial statements. The City uses proprietary funds to account for water, sewer and solid waste management.

The following table shows actual revenues, expenses and change in net position from operations for the fiscal year as well as comparison from prior year:

Proprietary Funds								
Statement of Revenues, Expenses and Changes in Fund Net Position								
	Water		Sewer		Solid Waste		Total	
	FY 2019	FY 2018	FY 2019	FY 2018	FY 2019	FY 2018	FY 2019	FY 2018
Operating Revenues	\$ 557,239	\$ 562,634	\$ 516,613	\$ 494,851	\$ 90,903	\$ 90,829	\$ 1,164,755	\$ 1,148,314
Operating Expenses	626,266	582,763	580,522	573,224	85,561	85,561	1,292,349	1,241,548
Operating Income (loss)	(69,027)	(20,129)	(63,909)	(78,373)	5,342	5,268	(127,594)	(93,234)
Non-operating revenues (expenses)	10,723	2,522	33,136	(7,983)	792	378	44,651	(5,083)
Income (loss) before transfers	(58,304)	(17,607)	(30,773)	(86,356)	6,134	5,646	(82,943)	(98,317)
Transfer in (out)	1,844	851	12,556	13,549	-	-	14,400	14,400
Net income (loss)	\$ (56,460)	\$ (16,756)	\$ (18,217)	\$ (72,807)	\$ 6,134	\$ 5,646	\$ (68,543)	\$ (83,917)
Net Position, beginning of year	799,680	816,436	3,894,106	3,966,913	33,988	28,342	4,727,774	4,811,691
Net Position, end of year	\$ 743,220	\$ 799,680	\$ 3,875,889	\$ 3,894,106	\$ 40,122	\$ 33,988	\$ 4,659,231	\$ 4,727,774

- The **water** fund accounts for the operation and maintenance of the water distribution system for City customers and a few County customers. The funds operating revenue decreased by \$5,395 over last year. The water fund saw an increase in operating expenditures by \$43,503. Operating revenues were expected to increase, however a decrease in the total gallons of water sold contributed to less revenue than expected. Operating expenses increased partially due to increase in water purchased as water loss increased about 4%. Therefore, net position of the water fund as of June 30, 2019 decreased by \$56,460 to a total of \$743,220.
- The **sewer** fund accounts for the operation and maintenance of the sanitary sewer system and wastewater treatment facilities in the City. The funds operating revenue saw an increase of \$21,762 over the previous year, while operating expenses increased by \$7,298. Because sewer revenue is based on the gallons of water sold, the decrease in total gallons sold also caused less revenue generated in the sewer department than expected. As of June 30, 2019, the sewer fund saw a net decrease of \$18,217 for a net position of \$3,875,889.

CITY OF ELKTON, KENTUCKY
MANAGEMENT’S DISCUSSION AND ANALYSIS (UNAUDITED) (Continued)
FOR THE YEAR ENDED JUNE 30, 2019

- The **solid waste** fund accounts for contractual payments to Waste Management, Inc. for residential solid waste collection and disposal and the annual spring cleanup separately contracted out by the city. The fund had a net increase of \$6,134. Currently, the City bids residential solid waste collection and passes the expense along directly to customers. The net position as of June 30, 2019 for the solid waste fund is \$40,122.

GENERAL FUND BUDGETARY HIGHLIGHTS

Over the course of the year, the City Council revises the General Fund’s budget in order to make adjustments in revenues and expenditures that were not anticipated when the budget was first adopted. In all, the original revenue and other financing sources budget decreased in the final budget by about 11.2%, or \$200,807. The total expenditure budget was also decreased by \$195,600 or approximately 10.9%. These changes can be briefly summarized as follows:

- Although there were several minor changes throughout the budget, the main modifications to the general fund budget in both revenue and expenditures were due to the receipt of a FEMA Assistance to Firefighter grant for the purchase of a new fire pumper/tanker truck. The truck was received in June 2019 of last fiscal year when it was originally expected in July 2019 of this fiscal year, which decreased total expenditures by \$293,200 and decreased intergovernmental revenue by \$278,057.

For the year, general fund actual revenues and other financing sources came in about \$86,478 or about 5.4% less than expected. Actual expenditures were \$210,936 less than expected, or about 13.2% below budgetary estimates. One major reason for the less than expected revenues and expenditures is because the City-County Park Improvements Project was expected to be completed by the end of the fiscal year, but part of the project carried over into next fiscal year causing about \$70,000 less in both grant revenues and park board expenditures.

CAPITAL ASSETS

The City’s capital assets (net of accumulated depreciation) for governmental activities as of June 30, 2019 totaled \$2,358,471. For business-type activities, total capital assets amount to \$5,326,615. The City’s total net capital assets as of June 30, 2019 totaled \$7,658,086.

City of Elkton Capital Assets			
As of June 30, 2019			
	Governmental	Business-Type	
	Activities	Activities	Totals
Land	130,545	138,500	269,045
Buildings and Improvements	764,393	-	764,393
Park and Land Improvements	1,007,559	-	1,007,559
Equipment	127,038	83,199	210,237
Vehicles	328,936	28,257	357,193
Plant and Lines	-	4,825,261	4,825,261
Construction in Progress	-	251,398	251,398
Total	\$ 2,358,471	\$ 5,326,615	\$ 7,685,086

CITY OF ELKTON, KENTUCKY
MANAGEMENT'S DISCUSSION AND ANALYSIS (UNAUDITED) (Continued)
FOR THE YEAR ENDED JUNE 30, 2019

DEBT ADMINISTRATION

At the end of the fiscal year, the City had a total outstanding debt of \$1,413,419. In fiscal year ending June 30, 2019, the City paid off a loan for a 2018 Ford Explorer Police Interceptor. Therefore, the General Fund and other Governmental Activities had no outstanding debt as of June 30, 2019.

The total outstanding debt for Business Type Activities totaled \$1,413,419 as of June 30, 2019. The largest portion this long-term debt in the amount of \$471,334 is payable from the Sewer Fund for repayment of a 1% interest loan the City received from the Kentucky Infrastructure Authority (KIA) in 2006 to pay off the 1990 Series Sewer Revenue Bonds. The sewer system also has an outstanding debt in the amount of \$305,000 from the 2007 Sewer System Revenue Bonds that were issued for construction of the Wastewater Treatment Plant Upgrade and Sewer System Improvements Project. The sewer system also received a 1% interest loan in March 2011 through KIA for several sewer main extensions in the city with an outstanding debt of \$85,305. The Water Fund has a low interest loan through KIA with a remaining balance of \$47,961 for the purchase of new radio read water meters that was completed in July 2010. In June 2014, the city received a low interest loan through KIA to separate the water distribution system from intersecting lines with the Todd County Water District and to replace an old water line on Goebel Avenue with a total balance of \$270,646. In fiscal year ending June 30, 2019, the sewer fund entered into a new KIA Planning Loan Agreement for up to \$500,000 for the Sewer Improvements Project with a total outstanding debt as of June 30, 2019 of \$213,612. Finally, the water and sewer systems entered into a note payable through Elkton Bank and Trust Company for the purchase of a new 2019 Ford truck with an outstanding balance of \$19,561 as of June 30, 2019.

City of Elkton Outstanding Debt			
As of June 30, 2019			
	Governmental	Business	
	Activities	Activities	Totals
Notes Payable:			
Ford Motor Credit - 2018 Ford Explorer Police Interceptor	-	-	-
Revenue Bonds:			
Rural Development Bond Issue \$360,000 - Sewer Plant Upgrades	-	305,000	305,000
Notes Payable:			
KIA Loan \$80,233 - Water Meter Project	-	47,961	47,961
KIA Loan \$808,000 - Sewer Plant Debt Retirement	-	471,334	471,334
KIA Loan \$136,761 - Sewer Extension Projects	-	85,305	85,305
KIA Loan \$346,243 - Water Separation and Goebel Extension	-	270,646	270,646
KIA Loan \$500,000 - Sewer Improvements Planning	-	213,612	213,612
Elkton Bank and Trust Loan \$26, 672 - 2019 Ford Truck Purchase	-	19,561	19,561
Total	\$ -	\$ 1,413,419	\$ 1,413,419

ECONOMIC FACTORS AND NEXT YEAR'S BUDGETS AND RATES

When creating the budget, the primary objective was to maintain or improve upon current levels of city services and maintain adequate employee benefits while at the same time attempting to keep charges for services and tax rates low.

An ongoing issue the city has been dealing with for many years is water loss, or water that is leaking from the system and not being billed to customer. For the year ended June 30, 2019, the water loss averaged about 24.5%, about a 4% increase in water loss over last year. The average water loss for similar systems is approximately 15-20%, so finding and maintaining water loss levels can save the water fund several thousand dollars. Also,

CITY OF ELKTON, KENTUCKY
MANAGEMENT'S DISCUSSION AND ANALYSIS (UNAUDITED) (Continued)
FOR THE YEAR ENDED JUNE 30, 2019

maintenance issues on water tanks and replacing aging water meters and water lines will be a large expense that needs to be addressed in the near future. The city recently entered into a KIA loan agreement totaling \$170,000 to replace several aging and undersized water lines. The city will receive 50% forgiveness on the debt making the total loan balance about \$85,000. As part of the loan agreement, KIA will require water rates to be increased to meet debt service requirements.

Ongoing maintenance of the sewer system continues to increase at a fast rate due to new regulations and requirements. Sewer rate increases are expected in the near future in order to address repairs and maintenance to the system. The City has contracted with GRW Engineering through a KIA Planning Loan to study inflow and infiltration into the sewer system and to prepare system planning reports required by the state. The Planning Loan is for up to \$500,000 and carries a 2.75% interest rate over 5 years with first principal payment estimated to be due in February 2021. The city has also recently been awarded a 1% interest KIA loan for Sewer Improvements Project construction, which will make repairs to the sewer plant and distribution lines found needed during the Planning Loan Project. The Planning Loan will now roll over into the construction loan project estimated to cost \$3,434,451. The city will also receive \$1,000,000 in debt forgiveness on these two KIA projects; therefore, total debt once the planning and construction projects are complete will be around \$2,934,451. As part of the loan agreement, KIA will require water rates to be increased to meet debt service requirements.

Increases in contribution rates to the Kentucky Retirement System will continue to be an issue for many years. To help with the increasing costs, the Kentucky Legislature did pass a bill that caps employer contribution rate increases at up to 12% per year over the prior fiscal year for the period starting July 1, 2018 through June 30, 2028.

REQUESTS FOR INFORMATION

This financial report is designed to provide a general overview of the City's finances for all of its citizens, taxpayers, customers, investors and creditors. Questions concerning any of the information provided in this report or requests for additional information should be addressed to the City of Elkton, PO Box 578, 71 Public Square, Elkton, KY 42220.

CITY OF ELKTON, KENTUCKY
STATEMENT OF NET POSITION
JUNE 30, 2019

<u>ASSETS</u>	Governmental Activities	Business-Type Activities	Total
Current assets:			
Cash	\$ 595,350	\$ 467,018	\$ 1,062,368
Investments	1,264,360	-	1,264,360
Receivables:			
Taxes, net	18,922	-	18,922
Accounts	-	151,027	151,027
Other	73,509	48,477	121,986
Internal balances, net	235	(235)	-
Prepaid expenses	55,598	26,503	82,101
Total current assets	<u>2,007,974</u>	<u>692,790</u>	<u>2,700,764</u>
Restricted assets:			
Restricted cash	41,377	193,911	235,288
Restricted investments	190,299	822,015	1,012,314
Total restricted assets	<u>231,676</u>	<u>1,015,926</u>	<u>1,247,602</u>
Noncurrent assets:			
Mortgages receivable	18,250	-	18,250
Capital assets (not being depreciated)	130,545	389,898	520,443
Capital assets, net	2,227,926	4,936,717	7,164,643
Total noncurrent assets	<u>2,376,721</u>	<u>5,326,615</u>	<u>7,703,336</u>
Total assets	<u>4,616,371</u>	<u>7,035,331</u>	<u>11,651,702</u>
<u>DEFERRED OUTFLOWS OF RESOURCES</u>			
Deferred outflows related to OPEB	125,867	82,109	207,976
Deferred outflows related to pensions	352,496	233,197	585,693
Total deferred outflows of resources	<u>478,363</u>	<u>315,306</u>	<u>793,669</u>
<u>LIABILITIES</u>			
Current liabilities:			
Accounts payable	94,469	127,016	221,485
Accrued liabilities	33,634	27,716	61,350
Withholdings and other payables	-	19,670	19,670
Customer deposits	-	109,065	109,065
Current maturities of long-term debt	-	66,276	66,276
Total current liabilities	<u>128,103</u>	<u>349,743</u>	<u>477,846</u>
Noncurrent liabilities:			
Net OPEB liability	318,382	211,823	530,205
Net pension liability	1,130,081	683,518	1,813,599
Long-term debt	-	1,347,143	1,347,143
Total noncurrent liabilities	<u>1,448,463</u>	<u>2,242,484</u>	<u>3,690,947</u>
Total liabilities	<u>1,576,566</u>	<u>2,592,227</u>	<u>4,168,793</u>
<u>DEFERRED INFLOWS OF RESOURCES</u>			
Deferred inflows related to OPEB	63,831	39,401	103,232
Deferred inflows related to pensions	114,697	59,778	174,475
Total deferred inflows of resources	<u>178,528</u>	<u>99,179</u>	<u>277,707</u>
<u>NET POSITION</u>			
Net investment in capital assets	2,358,471	3,913,196	6,271,667
Restricted for:			
Mortgages receivable	18,250	-	18,250
Cemetery perpetual care	195,229	-	195,229
Debt service	-	1,015,926	1,015,926
Special funds	36,447	-	36,447
Unrestricted	731,243	(269,891)	461,352
Total net position	<u>\$ 3,339,640</u>	<u>\$ 4,659,231</u>	<u>\$ 7,998,871</u>

The accompanying notes are an integral part of these financial statements.

CITY OF ELKTON, KENTUCKY
STATEMENT OF ACTIVITIES
FOR THE YEAR ENDED JUNE 30, 2019

	Program Revenues				Net (Expense) Revenue and Changes in Net Position		Total
	Expenses	Charges for Services	Operating Grants and Contributions	Capital Grants and Contributions	Governmental Activities	Business-Type Activities	
Government activities:							
General government	\$ 418,672	\$ 19,900	\$ 5,958	\$ -	\$ (392,814)	\$ -	\$ (392,814)
Public safety	824,326	19,657	11,000	-	(793,669)	-	(793,669)
Public works	398,602	-	-	223,927	(174,675)	-	(174,675)
Community development	2,910	-	-	-	(2,910)	-	(2,910)
Culture and recreation	123,300	-	-	-	(123,300)	-	(123,300)
Interest on long term debt	1,135	-	-	-	(1,135)	-	(1,135)
Total government activities	<u>1,768,945</u>	<u>39,557</u>	<u>16,958</u>	<u>223,927</u>	<u>(1,488,503)</u>	<u>-</u>	<u>(1,488,503)</u>
Business-type activities:							
Water	632,416	540,309	-	-	-	(92,107)	(92,107)
Sewer	596,090	514,826	-	45,101	-	(36,163)	(36,163)
Solid waste	85,561	90,903	-	-	-	5,342	5,342
Total business activities	<u>1,314,067</u>	<u>1,146,038</u>	<u>-</u>	<u>45,101</u>	<u>-</u>	<u>(122,928)</u>	<u>(122,928)</u>
Total city	<u>\$ 3,083,012</u>	<u>\$ 1,185,595</u>	<u>\$ 16,958</u>	<u>\$ 269,028</u>	<u>(1,488,503)</u>	<u>(122,928)</u>	<u>(1,611,431)</u>
General revenues:							
Taxes					1,160,004	-	1,160,004
Licenses and permits					93,569	-	93,569
Interest on investments					53,240	34,661	87,901
Gain (loss) on disposition of fixed asset					13,331	(13,393)	(62)
Other income					18,517	18,717	37,234
Transfers					(14,400)	14,400	-
Total general revenues and transfers					<u>1,324,261</u>	<u>54,385</u>	<u>1,378,646</u>
Change in net position					<u>(164,242)</u>	<u>(68,543)</u>	<u>(232,785)</u>
Net position, beginning (previously reported)					3,511,459	4,721,980	8,233,439
Prior period adjustmen (note 15)					(7,577)	5,794	(1,783)
Net position, beginning (restated)					<u>3,503,882</u>	<u>4,727,774</u>	<u>8,231,656</u>
Net position, ending					<u>\$ 3,339,640</u>	<u>\$ 4,659,231</u>	<u>\$ 7,998,871</u>

The accompanying notes are an integral part of these financial statements.

CITY OF ELKTON, KENTUCKY
BALANCE SHEET
GOVERNEMENTAL FUNDS
JUNE 30, 2019

	General	Other Governmental Funds	Total Governmental Funds
<u>ASSETS</u>			
Cash	\$ 464,472	\$ 130,878	\$ 595,350
Investments	1,264,360	-	1,264,360
Receivables:			
Taxes, net	18,922	-	18,922
Other	70,952	2,557	73,509
Prepaid expenses	55,598	-	55,598
Mortgages receivable	-	18,250	18,250
Due from other funds	7,717	2,091	9,808
Restricted cash	36,447	4,930	41,377
Restricted investments	-	190,299	190,299
	<hr/>	<hr/>	<hr/>
Total assets	\$ 1,918,468	\$ 349,005	\$ 2,267,473
	<hr/> <hr/>	<hr/> <hr/>	<hr/> <hr/>
<u>LIABILITIES</u>			
Accounts payable	\$ 83,351	\$ 11,118	\$ 94,469
Accrued liabilities	33,634	-	33,634
Due to other funds	2,091	7,482	9,573
	<hr/>	<hr/>	<hr/>
Total liabilities	119,076	18,600	137,676
	<hr/>	<hr/>	<hr/>
<u>DEFERRED INFLOWS OF RESOURCES</u>			
Unavailable revenues - taxes	17,071	-	17,071
	<hr/>	<hr/>	<hr/>
Total deferred inflows of resources	17,071	-	17,071
	<hr/>	<hr/>	<hr/>
<u>FUND BALANCE</u>			
Nonspendable:			
Prepaid expenses	55,598	-	55,598
Restricted	36,447	213,479	249,926
Committed	-	116,926	116,926
Unassigned	1,690,276	-	1,690,276
	<hr/>	<hr/>	<hr/>
Total fund balance	1,782,321	330,405	2,112,726
	<hr/>	<hr/>	<hr/>
Total liabilities, deferred inflows of resources, and fund balance	\$ 1,918,468	\$ 349,005	\$ 2,267,473
	<hr/> <hr/>	<hr/> <hr/>	<hr/> <hr/>

The accompanying notes are an integral part of these financial statements.

CITY OF ELKTON, KENTUCKY
RECONCILIATION OF THE BALANCE SHEET OF GOVERNMENTAL FUNDS TO THE
STATEMENT OF NET POSITION
JUNE 30, 2019

Total fund balance - total government funds \$ 2,112,726

Amounts reported for governmental activities in the statement of net position
are different because:

Capital assets (net of accumulated depreciation) used in governmental activities
are not current financial resources and therefore are not reported in the funds. 2,358,471

Other revenues are not available to pay for current period expenditures and
therefore are reported as deferred inflows of resources in the funds. 17,071

Certain long-term obligations are not due and payable in the current period
and therefore are not reported in the funds.

Net OPEB liability	(318,382)
Net pension liability	(1,130,081)
Deferred outflows related to OPEB	125,867
Deferred outflows related to pensions	352,496
Deferred inflows related to OPEB	(63,831)
Deferred inflows related to pension	<u>(114,697)</u>

Net position of governmental activities \$ 3,339,640

CITY OF ELKTON, KENTUCKY
STATEMENT OF REVENUES, EXPENDITURES AND CHANGES IN FUND BALANCES
GOVERNMENTAL FUNDS
FOR THE YEAR ENDED JUNE 30, 2019

	<u>General</u>	<u>Other Governmental Funds</u>	<u>Total Governmental Funds</u>
Revenues:			
Taxes	\$ 1,142,933	\$ -	\$ 1,142,933
Licenses and permits	93,569	-	93,569
Intergovernmental revenues	164,545	76,340	240,885
Charges for services	44,742	-	44,742
Interest income	45,161	8,079	53,240
Other income	10,332	3,000	13,332
Total revenues	<u>1,501,282</u>	<u>87,419</u>	<u>1,588,701</u>
Expenditures:			
Current:			
General government	355,666	-	355,666
Public works	238,275	76,968	315,243
Public safety	592,904	34,198	627,102
Culture and recreation	123,059	-	123,059
Capital outlay	56,591	-	56,591
Debt service:			
Principal	18,134	-	18,134
Interest	1,135	-	1,135
Total expenditures	<u>1,385,764</u>	<u>111,166</u>	<u>1,496,930</u>
Revenues over (under) expenditures	<u>115,518</u>	<u>(23,747)</u>	<u>91,771</u>
Other financing sources (uses):			
Sale of fixed assets	13,331	-	13,331
Operating transfers in	6,847	-	6,847
Operating transfers out	(14,400)	(6,847)	(21,247)
Total other financing sources (uses)	<u>5,778</u>	<u>(6,847)</u>	<u>(1,069)</u>
Net changes in fund balance	121,296	(30,594)	90,702
Fund balance, beginning of year	<u>1,661,025</u>	<u>360,999</u>	<u>2,022,024</u>
Fund balance, end of year	<u>\$ 1,782,321</u>	<u>\$ 330,405</u>	<u>\$ 2,112,726</u>

The accompanying notes are an integral part of these financial statements.

CITY OF ELKTON, KENTUCKY
RECONCILIATION OF THE STATEMENT OF REVENUES, EXPENDITURES, AND CHANGES IN
FUND BALANCES OF GOVERNMENTAL FUNDS TO THE STATEMENT OF ACTIVITIES
FOR THE YEAR ENDED JUNE 30, 2019

Net change in fund balance - total governmental funds \$ 90,702

Amounts reported for governmental activities in the statement of activities
are different because:

Governmental funds report capital outlays as expenditures. However, in the
statement of activities, the cost of those assets is allocated over their estimated
useful lives and reported as depreciation expense.

Capital assets purchased	56,591
Depreciation expense, net of gains or losses	(197,880)

Revenues in the statement of activities that do not provide current financial resources are not reported as revenues in the governmental funds.	17,071
--	--------

Debt proceeds provide current financial resources in the governmental funds,
but create a long-term liability on the statement of net position. Repayment
of long-term liabilities is an expenditure in the governmental funds, but the
repayment reduces long-term liabilities in the statement of net position.

Debt principal repayments	18,134
---------------------------	--------

Net pension expense is an actuarial calculation and does not require the use of
current financial resources and is excluded as an expenditure in the
governmental funds.

Contributions for OPEB recorded as deferred outflows	25,916
Contributions for pensions recorded as deferred outflows	71,818
OPEB expense recorded in the governmental fund	(53,473)
Pension expense recorded in the governmental fund	(193,121)

Change in net position of governmental activities	\$ (164,242)
---	--------------

CITY OF ELKTON, KENTUCKY
STATEMENT OF NET POSITION
PROPRIETARY FUNDS
JUNE 30, 2019

<u>ASSETS</u>	Business-Type Activities			
	Major Funds		Nonmajor Fund	Total
	Water	Sewer	Solid Waste	
Current assets:				
Cash	\$ 180,456	\$ 246,914	\$ 39,648	\$ 467,018
Accounts receivable, net	151,027	-	-	151,027
Other receivables	1,537	46,940	-	48,477
Due from other funds	606	49,197	7,437	57,240
Prepaid expenses	13,686	12,817	-	26,503
Total current assets	347,312	355,868	47,085	750,265
Restricted assets:				
Restricted cash	125,971	67,940	-	193,911
Restricted investments	450,540	371,475	-	822,015
Total restricted assets	576,511	439,415	-	1,015,926
Noncurrent assets:				
Capital assets (not being depreciated)	55,000	334,898	-	389,898
Capital assets, net	653,972	4,282,745	-	4,936,717
Total noncurrent assets	708,972	4,617,643	-	5,326,615
Total assets	1,632,795	5,412,926	47,085	7,092,806
<u>DEFERRED OUTFLOWS OF RESOURCES</u>				
Deferred outflows related to OPEB	40,537	41,572	-	82,109
Deferred outflows related to pensions	116,163	117,034	-	233,197
Total deferred outflows of resources	156,700	158,606	-	315,306
<u>LIABILITIES</u>				
Current liabilities:				
Accounts payable	34,248	85,805	6,963	127,016
Accrued liabilities	16,316	11,400	-	27,716
Payroll withholdings and other payables	8,926	10,744	-	19,670
Due to other funds	56,744	731	-	57,475
Customer deposits	109,065	-	-	109,065
Current portion of note	23,000	43,276	-	66,276
Total current liabilities	248,299	151,956	6,963	407,218
Noncurrent liabilities:				
Net OPEB liability	103,896	107,927	-	211,823
Net pension liability	339,522	343,996	-	683,518
Note payable	305,388	1,041,755	-	1,347,143
Total noncurrent liabilities	748,806	1,493,678	-	2,242,484
Total liabilities	997,105	1,645,634	6,963	2,649,702
<u>DEFERRED INFLOWS OF RESOURCES</u>				
Deferred inflows related to OPEB	19,672	19,729	-	39,401
Deferred inflows related to pensions	29,498	30,280	-	59,778
Total deferred inflows of resources	49,170	50,009	-	99,179
<u>NET POSITION</u>				
Net investment in capital assets	380,584	3,532,612	-	3,913,196
Restricted for:				
Debt service	576,511	439,415	-	1,015,926
Unrestricted	(213,875)	(96,138)	40,122	(269,891)
Total net position	\$ 743,220	\$ 3,875,889	\$ 40,122	\$ 4,659,231

The accompanying notes are an integral part of these financial statements.

CITY OF ELKTON, KENTUCKY
STATEMENT OF REVENUES, EXPENSES AND CHANGES IN FUND NET POSITION
PROPRIETARY FUNDS
FOR THE YEAR ENDED JUNE 30, 2019

	Business-Type Activities			Total
	Major Funds		Nonmajor Fund	
	Water	Sewer	Solid Waste	
Operating revenues:				
Charges for services	\$ 540,309	\$ 514,826	\$ 90,903	\$ 1,146,038
Miscellaneous	16,930	1,787	-	18,717
Total operating revenues	<u>557,239</u>	<u>516,613</u>	<u>90,903</u>	<u>1,164,755</u>
Operating expenses:				
Personal services	263,893	257,771	-	521,664
Purchased water	244,918	-	-	244,918
Materials and supplies	76,358	152,650	-	229,008
Depreciation	41,097	168,937	-	210,034
Contractual services	-	1,164	85,561	86,725
Total operating expenses	<u>626,266</u>	<u>580,522</u>	<u>85,561</u>	<u>1,292,349</u>
Operating income (loss)	<u>(69,027)</u>	<u>(63,909)</u>	<u>5,342</u>	<u>(127,594)</u>
Nonoperating revenues (expenses):				
Capital grant income	-	45,101	-	45,101
Gain (loss) on disposition of assets	-	(13,393)	-	(13,393)
Interest income	16,873	16,996	792	34,661
Interest expense	(6,150)	(15,568)	-	(21,718)
Total nonoperating revenues (expenses)	<u>10,723</u>	<u>33,136</u>	<u>792</u>	<u>44,651</u>
Income (loss) before transfers	(58,304)	(30,773)	6,134	(82,943)
Transfers:				
Transfer out	(5,356)	-	-	(5,356)
Transfer in	7,200	12,556	-	19,756
Total transfers	<u>1,844</u>	<u>12,556</u>	<u>-</u>	<u>14,400</u>
Change in net position	<u>(56,460)</u>	<u>(18,217)</u>	<u>6,134</u>	<u>(68,543)</u>
Net position, beginning (previously reported)	796,766	3,891,226	33,988	4,721,980
Prior period adjustment (note 15)	2,914	2,880	-	5,794
Net position, beginning (restated)	<u>799,680</u>	<u>3,894,106</u>	<u>33,988</u>	<u>4,727,774</u>
Net position, ending	<u>\$ 743,220</u>	<u>\$ 3,875,889</u>	<u>\$ 40,122</u>	<u>\$ 4,659,231</u>

The accompanying notes are an integral part of these financial statements.

CITY OF ELKTON, KENTUCKY
STATEMENT OF CASH FLOWS
PROPRIETARY FUNDS
FOR THE YEAR ENDED JUNE 30, 2019

	Business-type Activities			
	Water	Sewer	Solid Waste	Total
Cash flows from operating activities:				
Cash received from customers	\$ 557,880	\$ 469,673	\$ 90,903	\$ 1,118,456
Cash payments to suppliers for goods and services	(331,659)	(90,050)	(85,561)	(507,270)
Cash payments to employees	(213,690)	(208,007)	-	(421,697)
Net cash provided (used) by operating activities	<u>12,531</u>	<u>171,616</u>	<u>5,342</u>	<u>189,489</u>
Cash flows from non-capital financing activities:				
Operating transfers from other funds	<u>993</u>	<u>12,567</u>	<u>801</u>	<u>14,361</u>
Net cash provided (used) by noncapital financing activities	<u>993</u>	<u>12,567</u>	<u>801</u>	<u>14,361</u>
Cash flows from capital and related financing activities:				
Acquisition and construction of property, plant and equipment	(25,942)	(347,363)	-	(373,305)
Sale of fixed assets	-	15,204	-	15,204
Capital grants	-	45,101	-	45,101
Proceeds from issuance of debt	13,336	226,947	-	240,283
Principal paid on long-term debt	(23,122)	(43,647)	-	(66,769)
Interest paid on long term debt	(6,150)	(15,568)	-	(21,718)
Net cash provided (used) by capital and related financing activities	<u>(41,878)</u>	<u>(119,326)</u>	<u>-</u>	<u>(161,204)</u>
Cash flows from investing activities:				
Interest on cash and investments	<u>16,873</u>	<u>16,996</u>	<u>792</u>	<u>34,661</u>
Net cash provided by investing activities	<u>16,873</u>	<u>16,996</u>	<u>792</u>	<u>34,661</u>
Net (decrease) increase in cash and cash investments	(11,481)	81,853	6,935	77,307
Cash and cash investments, beginning of year	<u>768,448</u>	<u>604,476</u>	<u>32,713</u>	<u>1,405,637</u>
Cash and cash investments, end of year	<u>\$ 756,967</u>	<u>\$ 686,329</u>	<u>\$ 39,648</u>	<u>\$ 1,482,944</u>
Reconciliation of total cash and cash investments:				
Current assets - cash and cash investments	\$ 180,456	\$ 246,914	\$ 39,648	\$ 467,018
Restricted assets - cash and cash investments	<u>576,511</u>	<u>439,415</u>	<u>-</u>	<u>1,015,926</u>
Total cash and cash investments	<u>\$ 756,967</u>	<u>\$ 686,329</u>	<u>\$ 39,648</u>	<u>\$ 1,482,944</u>

The accompanying notes are an integral part of these financial statements.

CITY OF ELKTON, KENTUCKY
STATEMENT OF CASH FLOWS (Continued)
PROPRIETARY FUNDS
FOR THE YEAR ENDED JUNE 30, 2019

	Business-type Activities			Total
	Water	Sewer	Solid Waste	
Reconciliation of operating income (loss) to net cash provided (used) by operating activities				
Operating income (loss)	\$ (69,027)	\$ (63,909)	\$ 5,342	\$ (127,594)
Adjustments to reconcile operating income to net cash provided by operating activities:				
Depreciation	41,097	168,937	-	210,034
(Increase) decrease in:				
Accounts receivable	(914)	-	-	(914)
Other receivable	(713)	(46,940)	-	(47,653)
Prepaid expense	(1,710)	(1,584)	-	(3,294)
Deferred outflows OPEB	(11,916)	(11,788)	-	(23,704)
Deferred outflows pension	(19,251)	(19,043)	-	(38,294)
Increase (decrease) in:				
Accounts payable	(11,301)	65,348	-	54,047
Other withholdings and payables	3,221	3,712	-	6,933
Customer deposits	2,268	-	-	2,268
Accrued liabilities	2,628	(418)	-	2,210
Net OPEB liability	3,690	3,651	-	7,341
Net pension liability	64,565	63,868	-	128,433
Deferred inflows OPEB	17,340	17,148	-	34,488
Deferred inflows Pension	(7,446)	(7,366)	-	(14,812)
Net cash provided (used) by operating activities	<u>\$ 12,531</u>	<u>\$ 171,616</u>	<u>\$ 5,342</u>	<u>\$ 189,489</u>

CITY OF ELKTON, KENTUCKY
NOTES TO THE FINANCIAL STATEMENTS

NOTE 1 – SUMMARY OF SIGNIFICANT ACCOUNTING POLICIES

The financial statements of the City of Elkton have been prepared in conformity with generally accepted accounting principles (GAAP) as applied to government units. The Governmental Accounting Standards Board (GASB) is the accepted standard-setting body for establishing governmental accounting and financial reporting principles. The government's most significant accounting policies are described below.

A. Reporting Entity

Form of government - The City of Elkton, Kentucky is incorporated under provisions of the Commonwealth of Kentucky. The City operates under a council - mayor form of government and provides the following services as authorized by its charter: public safety (police and fire), public works (streets and highways and cemetery), health and welfare, culture and recreation, public improvements, water, sewer and sanitation, planning and zoning and general administrative services. All are responsible to the Citizens of Elkton, Kentucky and are therefore included within the reporting entity.

Principles determining scope of reporting entity - The criteria used in determining what accounting entities, agencies, commissions, boards and authorities are part of the City of Elkton's operations include how the budget is adopted, whether debt is secured by general obligation of the city, the City's duty to cover any deficits that may occur, and supervision over the accounting functions. Based upon the application of these criteria, the following is a brief review of each potential component unit addressed in defining the government's reporting entity:

Excluded from the reporting entity:

Elkton City Tree Board
Elkton Airport Board
Elkton Planning and Zoning Commission
Elkton Board of Adjustments

These units have no assets, liabilities and fund equity at June 30, 2019, and had no material financial activities for the year then ended.

The accounts of the Todd County Emergency Services Center are excluded from the accompanying financial statements because the Center is an autonomous agency, operated as a joint venture supported by the city and county. The City contributed \$7,275 for the year ended June 30, 2019. There was not an amount due at the end of the fiscal year.

The accounts of the Elkton - Todd County Industrial Foundation, Inc. have been excluded from these financial statements because the City is not financially accountable over this agency and the agency is fiscally independent of the City of Elkton. The City contributed \$34,386 for the year ended June 30, 2019. There was not an amount due at the end of the fiscal year.

The accounts of the Elkton - Todd County Park and Recreation Commission are excluded from the accompanying financial statements because the Commission is a jointly operated venture of the City and County. Both the City and County contribute to the Commission, however neither has a fiscal liability for the Commissions' operations. The City contributed \$93,993 for the year ended June 30, 2019. There was not an amount due at the end of the fiscal year.

CITY OF ELKTON, KENTUCKY
NOTES TO THE FINANCIAL STATEMENTS (Continued)

NOTE 1 – SUMMARY OF SIGNIFICANT ACCOUNTING POLICIES (continued)

B. Basis of Presentation

Government-wide Financial Statements – The statements of net position and activities display information about the City as a whole. These statements include the financial activities of the overall government. The effect of interfund activity has been eliminated from the government-wide financial statements. These statements distinguish between the City’s governmental and business type activities. Governmental activities generally are financed through taxes, intergovernmental revenues and other nonexchange transactions. Business-type activities are financed in whole or in part by fees charged to external parties.

The statement of activities presents a comparison between direct expenses and program revenues for the different business-type activities of the City and for each function of the City’s governmental activities. Direct expenses are those that are specifically associated with a program or function and, therefore, are clearly identifiable to a particular function. Program revenues include (a) fees, fines, and charges paid by the recipients of goods or services offered by the programs and (b) grants and contributions that are restricted to meeting the operational or capital requirements of a particular program. Revenues that are not classified as program revenues, including all taxes, are presented as general revenues.

Fund Financial Statements – The fund financial statements provide information about the City’s funds. Separate statements for each fund category, governmental and proprietary, are presented. The emphasis of fund financial statements is on major governmental and proprietary funds, each displayed in a separate column. All remaining governmental and proprietary funds are aggregated and reported as nonmajor funds. The City of Elkton reports the General, Water and Sewer funds as major funds.

Fund Accounting

The City uses funds to maintain its financial records during the year. A fund is defined as a fiscal and accounting entity with a self-balancing set of accounts.

Governmental Funds

Governmental funds are those through which most governmental functions typically are financed. Governmental fund reporting focuses on the sources, uses, and balances of current financial resources. Expendable assets are assigned to the various governmental funds according to the purposes for which they may or must be used. Current liabilities are assigned to the fund from which they will be paid. The difference between governmental fund assets and liabilities is reported as fund balance. The following is the City’s major governmental fund:

General Fund – The general fund accounts for all financial resources except those that are required to be accounted for in another fund. The general fund balance is available to the City for any purpose, provided it is expended or transferred in accordance with the charter of the City.

Proprietary Funds

Proprietary funds are used to account for activities similar to those found in the private sector, where the determination of net income is necessary or useful to sound financial administration. Goods or services from such activities can be provided to outside parties (enterprise funds). The following are the City’s major proprietary funds:

Water – This fund is used to account for the provision of water and related services.

Sewer – This fund is used to account for the collection of wastewater and related treatment services.

CITY OF ELKTON, KENTUCKY
NOTES TO THE FINANCIAL STATEMENTS (Continued)

NOTE 1 – SUMMARY OF SIGNIFICANT ACCOUNTING POLICIES (continued)

Measurement Focus

Government-wide and Proprietary Financial Statements

The government-wide and proprietary financial statements are prepared using the economic resources measurement focus. All assets and all liabilities associated with the operation of the City are included on the Statement of Net Position.

Fund Financial Statements

All governmental funds are accounted for using a flow of current financial resources measurement focus. With this measurement focus, only current assets and current liabilities generally are included on the balance sheet. The Statement of Revenues, Expenditures, and Changes in Fund Balance reports on the sources (i.e., revenues and other financial sources) and uses (i.e., expenditures and other financing uses) of current financial resources.

This approach differs from the manner in which government-wide statements are presented; therefore, governmental fund financial statements include reconciliations with brief explanations to better identify the relationship between the government-wide statements and the governmental fund statements.

Proprietary funds are accounted for on a flow of economic resources measurement focus. All assets and all liabilities associated with the operation of these funds are included on the Statement of Net Position. The Statement of Revenues, Expenses and Changes in Fund Net Position presents increases (i.e. revenues) and decreases (i.e., expenses) in total net position. The Statement of Cash Flows provides information about how the City finances and meets the cash flow needs of the proprietary funds.

C. Basis of Accounting

Basis of accounting determines when transactions are recorded in the financial records and reported on the financial statements. Government-wide and proprietary funds financial statements are prepared using the accrual basis of accounting. Governmental funds use the modified accrual basis of accounting.

Revenues – Exchange and Non-Exchange Transactions

Revenue resulting from exchange transactions, in which each party gives and receives essentially equal value, is recorded on the accrual basis when the exchange takes place. On a modified accrual basis, revenue is recorded in the fiscal year in which the resources are measurable and become available. Available means that the resources will be collected within the current fiscal year or are expected to be collected soon enough thereafter to be used to pay liabilities of the current fiscal year. For the City, available means expected to be received within sixty days of year-end.

Non-exchange transactions, in which the City receives value without directly giving equal value in return, include property taxes, franchise taxes, occupational licenses, grants, entitlements, and donations. The City considers property taxes as available if they are collected within sixty days after year-end. Revenue from grants, entitlements, and donations is recognized in the year in which all eligibility requirements have been satisfied. Eligibility requirements include timing requirements, which specify the year when the resources are required to be used or the year when use is first permitted, matching requirements, in which the City must provide local resources to be used for a specified purpose, and expenditure requirements, in which the resources are provided to the City on a reimbursement basis. On a modified accrual basis, revenue from non-exchange transactions must also be available before it can be recognized.

CITY OF ELKTON, KENTUCKY
NOTES TO THE FINANCIAL STATEMENTS (Continued)

NOTE 1 – SUMMARY OF SIGNIFICANT ACCOUNTING POLICIES (continued)

Those revenues susceptible to accrual are property taxes, franchise taxes, special assessments, licenses, interest revenue, and charges for services. Fines, permits and other revenues are not susceptible to accrual because generally they are not measurable until received by the City.

Proprietary funds distinguish operating revenues and expenses from nonoperating items. Operating revenues and expenses generally result from providing services and producing and delivering goods in connection with the proprietary fund's principal ongoing operations. The principal operating revenues of the utility fund are charges to customers for sales and services. The City also recognizes as operating revenue the portion of tap fees intended to recover the cost of connecting new customers to the system. Operating expenses for utility funds include the cost of sales and services, administrative expenses, and depreciation on capital assets. All revenues and expenses not meeting this definition are reported as nonoperating revenues and expenses.

Operating revenues of the proprietary funds are recorded on a cyclical billing basis. The utility records unbilled receivables for services provided but not billed at the end of a fiscal period. The receivable is estimated based on the number of days of service unbilled through the end of the period.

Unearned Revenue

Unearned revenue arises when assets are recognized before revenue recognition criteria have been satisfied.

Expenses/Expenditures

On the accrual basis of accounting, expenses are recognized at the time they are incurred.

The measurement focus of governmental fund accounting is on decreases in net financial resources (expenditures) rather than on expenses. Expenditures are generally recognized in the accounting period in which the related liability is incurred, if measurable. Allocations of cost, such as depreciation and amortization, are not recognized in governmental funds.

D. Deposits and Investments

For purposes of financial statement presentation, all highly liquid investments (including restricted cash and investment assets) with original maturities of less than 90 days when purchased by the City are considered to be cash equivalents. Currently the City only holds certificates of deposit as investments which are recorded at cost. The City does not have an official deposit and investment policy, but adheres to the provisions of KRS 66.480.

Kentucky Revised Statutes (KRS 66.480) authorize Kentucky municipalities to invest in:

- (a) Obligations of the U. S. Treasury, agencies and instrumentalities. Such investments may be accomplished through repurchase agreements reached with national or state banks chartered in Kentucky.
- (b) Obligations and contracts for future delivery or purchase of obligations backed by the full faith and credit of the United States or a United States government agency, including but not limited to: 1) United States Treasury; 2) Export-Import Bank of the United States; 3) Farmers Home Administration; 4) Government National Mortgage Corporation; and 5) Merchant Marine Bonds.
- (c) Obligations of any corporation of the United States government.

CITY OF ELKTON, KENTUCKY
NOTES TO THE FINANCIAL STATEMENTS (Continued)

NOTE 1 – SUMMARY OF SIGNIFICANT ACCOUNTING POLICIES (continued)

- (d) Certificates of deposit issued by or other interest-bearing accounts of any bank or savings and loan institution which are insured by the Federal Deposit Insurance Corporation or similar entity or which are collateralized, to the extent uninsured, by any obligations, including surety bonds, permitted by KRS 41.240(4).
- (e) Uncollateralized certificates of deposit issued by any bank or savings and loan institution rated in one of the three highest categories by a nationally recognized rating agency.
- (f) Banker's acceptances for banks rated in one of the three highest categories by a nationally recognized rating agency.
- (g) Commercial paper rated in the highest category by a nationally recognized rating agency.
- (h) Bonds or certificates of indebtedness of the state of Kentucky and of its agencies and instrumentalities.
- (i) Securities issued by a state or local government, or any instrumentality of agency thereof, in the United States, and rated in one of the three highest categories by a nationally recognized rating agency.
- (j) Shares of mutual funds, each of which shall have the following characteristics:
 - 1. The mutual fund shall be an open-ended diversified investment company registered under the Federal Investment Company Act of 1940, as amended.
 - 2. The management company of the investment company shall have been in operation for at least five years.
 - 3. All of the securities in the mutual fund shall be eligible investments pursuant to this section.

As security for deposits of the City, banks doing business with the City are required to pledge securities in an amount to exceed uninsured funds on deposit by the City.

E. Prepaid items

Payments made to vendors for services that will benefit periods beyond June 30, 2019 are recorded as prepaid items.

F. Inventories

Inventories are recorded as expenditures at the time of purchase. Such inventories are not material in total to the government-wide and fund financial statements, and therefore are not reported.

G. Capital Assets

General capital assets are long-lived assets of the City as a whole. These assets generally result from expenditures in the governmental funds. These assets are reported in the governmental activities column of the government-wide statement of net position but are not reported in the fund financial statements.

All capital assets are capitalized at cost (or estimated historical cost) and updated for additions and retirements during the year. Donated capital assets are recorded at their acquisition value by the City.

The City maintains a capitalization policy of \$250. Improvements are capitalized; the costs of normal maintenance and repairs that do not add to the value of the asset or materially extend an asset's life are not capitalized. The City capitalizes interest cost incurred as part of the cost of constructing capital assets, when material. All reported assets are depreciated except for land. Improvements are depreciated over the remaining estimated useful lives of the related capital assets.

CITY OF ELKTON, KENTUCKY
NOTES TO THE FINANCIAL STATEMENTS (Continued)

NOTE 1 – SUMMARY OF SIGNIFICANT ACCOUNTING POLICIES (continued)

The City was not required to capitalize infrastructure assets used in general government operations including roads, bridges, sidewalks, drainage systems, and lighting systems, acquired prior to July 1, 2003. Infrastructure assets acquired since July 1, 2003 will be recorded at cost, and classified as “Infrastructure”. As allowed by accounting principles generally accepted in the United States, the City has elected not to record infrastructure values retroactively. For the year ended June 30, 2019 there were no infrastructure asset additions.

Depreciation of all exhaustible capital assets is charged as an allocated expense against operations in the government-wide financial statements and in the proprietary fund financial statements. Accumulated depreciation is reported on the government-wide Statement of Net Position and each proprietary fund’s Statement of Net Position. Depreciation is computed using the straight-line method over the following estimated useful lives:

<u>Assets</u>	<u>Estimated Lives</u>
Buildings & Utility Plant	30 years
Equipment	7-10 years
Vehicles	5 years

Governmental activities capital assets and related depreciation expenses are only reported in the Governmental Activities columns on the government-wide financial statements. Because their measurement focus is on “current financial resources,” capital assets and related depreciation expenses are not recorded in the governmental fund-type fund financial statements. Instead, in the governmental fund-type fund financial statements, capital asset acquisitions are reported as capital outlay expenditures.

Capital assets reported in both governmental and proprietary funds are carried at cost and depreciation is calculated using the straight line method.

H. Interfund Balances

On fund financial statements, receivables and payables resulting from short-term interfund loans are classified as “Due to/Due from other funds”. These amounts are eliminated in the governmental activities column of the statement of net position.

I. Compensated Absences

The City accrues vacation leave benefits as earned by its employees if the leave is attributable to past service and it is probable that the City will compensate the employees for the benefits through paid time off or some other means, such as cash payments at termination or retirement. The City accrued these benefits for those employees who currently are eligible to receive termination payments, as well as other employees who are expected to become eligible in the future. These benefits are measured using the pay rates in effect at June 30, 2019. The entire compensated absence liability is reported on the government-wide financial statements and proprietary fund financial statements as an accrued liability. The City considers the amount to be a current liability.

CITY OF ELKTON, KENTUCKY
NOTES TO THE FINANCIAL STATEMENTS (Continued)

NOTE 1 – SUMMARY OF SIGNIFICANT ACCOUNTING POLICIES (continued)

J. Accrued Liabilities and Long-Term Obligations

All payables, accrued liabilities, and long-term obligations are reported in the government-wide financial statements.

In general, governmental fund payables and accrued liabilities that, once incurred, are paid in a timely manner and in full from current financial resources are reported as obligations of the fund. However, claims and judgments, compensated absences, special termination benefits, and contractually required pension contributions that will be paid from governmental funds are reported as a liability in the fund financial statements only to the extent that they are due for payment during the current year. Bonds, capital leases, and long-term loans are recognized as a liability on the fund financial statements when due.

K. Net Position

Equity is classified as net position and displayed in three components:

- *Net investment in capital assets* – Consists of capital assets including restricted capital assets, net of accumulated depreciation and reduced by the outstanding balances of any bonds or other borrowings that are attributable to the acquisition, construction, or improvement of those assets.
- *Restricted net position* – Consists of net assets with constraints placed on the use either by 1) external groups such as creditors, grantors, contributors, or laws or regulations of other governments or 2) law through constitutional provisions or enabling legislation.
- *Unrestricted net position* – All other net position that does not meet the definition of “restricted” or “net investment in capital assets”.

L. Fund Balances:

Governmental funds classify fund balances in the following five components:

- *Nonspendable* — amounts that cannot be spent either because they are in nonspendable form or because they are legally or contractually required to be maintained intact.
- *Restricted* — amounts that can be spent only for specific purposes because of constitutional provisions or enabling legislation or because of constraints that are externally imposed by creditors, grantors, contributors, or the laws or regulations of other governments.
- *Committed* — amounts that can be used only for specific purposes determined by a formal action of City Council. City Council is the highest level of decision-making authority for the City. Commitments may be established, modified, or rescinded only through ordinances or resolutions approved by City Council.
- *Assigned* — amounts that do not meet the criteria to be classified as restricted or committed but that are intended to be used for specific purposes. Under the City’s adopted policy, only City Council may assign amounts for specific purposes.
- *Unassigned* — all other spendable amounts.

When an expenditure is incurred for purposes for which both restricted and unrestricted fund balance is available, the City considers restricted funds to have been spent first. When an expenditure is incurred for which committed, assigned, or unassigned fund balances are available, the City considers amounts to have been spent first out of committed funds, then assigned funds, and finally unassigned funds, as needed, unless City Council has provided otherwise in its commitment or assignment actions.

CITY OF ELKTON, KENTUCKY
NOTES TO THE FINANCIAL STATEMENTS (Continued)

NOTE 1 – SUMMARY OF SIGNIFICANT ACCOUNTING POLICIES (continued)

As of June 30, 2019, fund balance components balances are as follows:

	<u>Nonspendable</u>	<u>Restricted</u>	<u>Committed</u>	<u>Unassigned</u>	<u>Total</u>
General	\$ 55,598	\$ 36,447	\$ -	\$ 1,690,276	\$ 1,782,321
Other Funds	-	213,479	116,926	-	330,405
Total	<u>\$ 55,598</u>	<u>\$ 249,926</u>	<u>\$ 116,926</u>	<u>\$ 1,690,276</u>	<u>\$ 2,112,726</u>

N. Interfund Activity

Exchange transactions between funds are reported as revenues in the seller funds and as expenditures/expenses in the purchaser funds. Flows of cash or goods from one fund to another without a requirement for repayment are reported as interfund transfers. Interfund transfers are reported as other financing sources/uses in governmental funds. Repayments from funds responsible for particular expenditures to the funds that initially paid for them are not presented on the financial statements.

O. Estimates

The preparation of the financial statements in conformity with generally accepted accounting principles requires management to make estimates and assumptions that affect the amounts reported in the financial statements and accompanying notes. Actual results may differ from those estimates.

P. Stewardship, Compliance and Accountability

As provided by Ordinance, the City submits an annual budget to govern City revenues and expenditures. KRS 91A.030 calls for submission of the annual budget 30 days prior to the beginning of the fiscal year. The budget is adopted by ordinance and may be amended by ordinance. The executive authority has the power to transfer surplus funds to supplement departments as needed. The annual budget is prepared, to the extent practical, on a basis consistent with generally accepted accounting principles and, with exception to minor adjustments, is presented in comparison with actual figures.

For the year ended June 30, 2019, the following expenditures exceeded budgeted expectations:

Capital Outlay	\$7,591
Interest	\$435

It should be noted that the General Fund did not incur total expenditures in excess of total budgeted expenditures.

Q. Accounts Receivable

The city grants credit to its customers, all of whom are residents or businesses located in Elkton and Todd County. An allowance for doubtful accounts has been established.

NOTE 1 – SUMMARY OF SIGNIFICANT ACCOUNTING POLICIES (continued)

R. Restricted and Unrestricted Resources

When both restricted and unrestricted resources are available for use, it is the City's policy to use restricted resources first, and then unrestricted resources as they are needed.

S. Deferred Outflows and Inflows of Resources

In addition to liabilities, assets and net position, the statement of net position/balance sheet will sometimes report a separate section for deferred outflows and inflows of resources. This separate financial statement element, deferred outflows and inflows of resources, represents an acquisition of net position or fund balance that applies to a future period and so will not be recognized as an expenditure or revenue, respectively until that time. The Statement of Net Position reports deferred outflows and inflows related to pension and OPEB requirements and the Balance Sheet-Governmental Fund reports a deferred inflow related to unavailable property tax revenue.

T. New Pronouncements

Effective for the fiscal year ended June 30, 2019, the City adopted Governmental Accounting Standards Board (GASB) Statement No 88, Certain Disclosures Related to Debt, including Direct Borrowings and Direct Placements.

The primary objective of this statement is to improve the information that is disclosed in notes to the governmental financial statements related to debt, including direct borrowings and direct placements. It also clarifies which liabilities governments should include when disclosing information related to debt. This statement defines debt for the purposes of disclosures in the notes to financial statements as a liability that arises from a contractual obligation to pay cash (or other assets that may be used in lieu of cash) in one or more payments to settle an amount that is fixed at the date when the contractual obligation is established.

Effective for the fiscal year ended June 30, 2019, the City early adopted GASB Statement No. 89, Accounting for Interest Cost Incurred Before the End of a Construction Period.

The objectives of this Statement are (1) to enhance the relevance and comparability of information about capital assets and the cost of borrowing for a reporting period and (2) to simplify accounting for interest cost incurred before the end of a construction period.

U. Future Pronouncements

The Governmental Accounting Standards Board (GASB) has issued statements that will become effective in subsequent fiscal years. Below is a listing of future GASB statements:

- GASB Statement No. 87, Leases: The provisions of this Statement are effective for fiscal years beginning after December 15, 2019. This Statement requires recognition of certain lease assets and liabilities for leases that previously were classified as operating leases and recognized as inflows of resources or outflows of resources based on the payment provisions of the contract.

The City is evaluating the impact that will result from adopting the above GASB statements and is currently unable to disclose the impact of the adoption of these standards upon the financial position and results of operations.

CITY OF ELKTON, KENTUCKY
 NOTES TO THE FINANCIAL STATEMENTS (Continued)

NOTE 2 – CASH AND INVESTMENTS

The City adopted Governmental Accounting Standards Board (GASB) Statement No. 40 effective July 1, 2005. GASB 40 is designed to inform financial statement users about deposit and investment risks that could affect a government’s ability to provide services and meet its obligations as they become due.

There are risks inherent in all deposits and investments, and GASB believes that the disclosures required by this Statement provide users of governmental financial statements with information to assess common risks inherent in deposit and investment transactions. Deposit and investment resources often represent significant assets of the governmental fund. These resources are necessary for the delivery of governmental services and programs. GASB 40, as it applies to the City, includes disclosure of the following:

- Risks related to custodial credit risk of bank deposits;

Custodial Credit Risk – Deposits. Custodial credit risk is the risk that in the event of a bank failure, the City’s deposits may not be returned to it. As of June 30, 2019, the carrying amount of City’s deposits (including certificates of deposit) was \$3,574,330 and the bank balance of \$3,661,908 was collateralized as follows:

Insured by the FDIC	\$ 250,000
Uninsured and collateralized with securities held by the pledging financial institution's agent but not in the name of the City.	3,411,908
Uninsured and uncollateralized	-
Total	\$ 3,661,908

Restricted Cash – Cemetery Perpetual Care Fund cash and investments (certificates of deposit) are classified as restricted. Other assets are classified as restricted when their use is restricted by third-party covenants.

NOTE 3 – RECEIVABLES

A. Property Taxes

On July 1 of each year, the City levies a tax on the tangible property owned by its residents based on the assessment values of the property on January 1. The taxes are due and payable on December 31, with a two percent discount available until November 30. If payment is not received prior to December 31, a ten percent penalty is imposed and liens are filed on the property on May 1 of the subsequent year. The City's tax rates for the year ended June 30, 2019 are as follows:

- Real property - \$0.2490
- Personal property - \$0.1589
- Motor Vehicles and Watercraft - \$0.3030

Property tax receivables are shown net of an allowance for uncollectible amounts. The City determines this allowance based on historical collection data and review of individual accounts at year end. Property tax receivable as of June 30, 2019 is \$23,910 with an allowance of \$4,988 for a net receivable of \$18,922.

CITY OF ELKTON, KENTUCKY
NOTES TO THE FINANCIAL STATEMENTS (Continued)

NOTE 3 – RECEIVABLES (continued)

B. Mortgages Receivable

During prior years, the City participated in the Department of Housing and Urban Development community development block grant program. The objective of the program is the development of viable urban communities by providing decent housing and a suitable living environment and expanded economic opportunities, principally for persons of low to moderate income. In order to meet the objectives of the grant, provisions are made for various types of financial assistance for housing rehabilitation programs. The City provided financial assistance to eligible applicants in the form of deferred payment loans.

The City utilized three types of deferred payment loans, (a) low interest mortgage loans, (b) equity secured mortgages and (c) forgivable deferred mortgages.

Mortgage loans - Mortgage loans totaling \$18,250 have been granted through June 30, 2019. The loans are for varying terms based on the low to moderate income person's ability to repay the loan. The loans carry an interest rate of zero percent. The outstanding balance at June 30, 2019 was \$13,158 for loans made with funds from a grant for the Main Street project and \$5,092 for loans made with funds from a grant project for the Marion Street area.

C. Utility Receivable

The City maintains a utility fund for the billing and collecting of water, sewer and solid waste revenues. The City bills on a monthly basis for residential and industrial customers. For the year ended June 30, 2019, the balance of the receivable account is \$151,027 which consists of billings for June service billed in July. The City maintains a high level of collectability and therefore does not maintain an allowance against this amount.

NOTE 4 – INTERFUND ACTIVITIES

Individual fund activities at June 30, 2019 were as follows:

	<u>Interfund Receivable</u>	<u>Interfund Payable</u>	<u>Interfund Transfers in</u>	<u>Interfund Transfers out</u>
General fund	\$ 7,717	\$ (2,091)	\$ (6,847)	\$ 14,400
KLEFPF	-	(2,557)	-	-
RLF	2,091	-	-	1,922
Perpetual Care	-	(4,925)	-	4,925
Water fund	606	(56,744)	(7,200)	5,356
Sewer	49,197	(731)	(12,556)	-
Solid Waste	7,437	-	-	-
Total	<u>\$ 67,048</u>	<u>\$ (67,048)</u>	<u>\$ (26,603)</u>	<u>\$ 26,603</u>

Transfers are used to (a) move revenues from the fund that statute or budget required to collect them to the fund that statute or budget requires to expend them and to (b) use unrestricted revenues collected in the general fund to finance various programs accounted for in other funds in accordance with budgetary authorizations.

CITY OF ELKTON, KENTUCKY
NOTES TO THE FINANCIAL STATEMENTS (Continued)

NOTE 5 – CONTINGENCIES

The City receives Federal and State Grants for specific purposes that are subject to review and audit by Federal and State agencies. Such audits could result in a request for reimbursement for expenditures disallowed under the terms and conditions of the appropriate agency. It is the opinion of City management that such disallowances, if any, will not be material.

NOTE 6 – RISK MANAGEMENT

It is the policy of the City to purchase commercial insurance for the risks of losses to which it is exposed. Those risks include general liability, property and casualty, worker's compensation and employee health and accident. Settled claims have not exceeded this commercial coverage in any of the past three fiscal years.

NOTE 7 - CLAIMS AND JUDGEMENTS

The City is party to a pending suit as of June 30, 2019. While the outcome of this suit cannot be predicted, due to the insurance coverage maintained by the City, the City management and the City's legal representative feel that any settlement or judgment not covered by insurance would not have a material adverse effect on the financial condition of the City.

NOTE 8 – OTHER MATTERS

The City has, over several years, appropriated funds to civic and charitable organizations which, while being made for civic purposes and public welfare, may not be in accordance with Section 179 of the Kentucky Constitution. It is in the opinion of the City management that these funds would not have a material adverse effect on the financial condition of the City.

NOTE 9 – LEASES

During March 2002, the City leased the unused Todd County Courthouse building from Todd County. The lease period is for 25 years at an annual lease amount of \$1. The lease is renewable for an additional 25 years at the end of the initial term.

NOTE 10 – COMPENSATED ABSENCES AND SICK PAY

In accordance with the City of Elkton's policy on vacation pay, the City has accrued a current liability for pay, which has been earned but not taken by employees as of June 30, 2019. The City is currently liable for compensated absences of the following:

	<u>June 30, 2019</u>
City of Elkton - General Fund	\$ 7,194
Water Fund	7,836
Sewer Fund	<u>3,323</u>
	<u>\$ 18,353</u>

The City of Elkton allows employees after 90 days of employment to accumulate unused sick leave to a maximum of 21 days. Upon termination, employees are not compensated for unused sick leave.

CITY OF ELKTON, KENTUCKY
NOTES TO THE FINANCIAL STATEMENTS (Continued)

NOTE 11 – CAPITAL ASSETS

Capital asset activity for the year ended June 30, 2019 was as follows:

<u>Government Activities</u>	<u>Balance June 30, 2018</u>	<u>Additions</u>	<u>Retirements/ Reclass</u>	<u>Balance June 30, 2019</u>
Capital Assets Not Being Depreciated:				
Land	\$ 130,545	\$ -	\$ -	\$ 130,545
Capital Assets Being Depreciated:				
Buildings & Improvements	1,371,809	9,959	-	1,381,768
Park and Land Improvements	1,448,923	-	-	1,448,923
Equipment	700,316	33,963	(11,670)	722,609
Vehicles	<u>791,637</u>	<u>12,670</u>	<u>(77,775)</u>	<u>726,532</u>
Total Capital Assets	<u>4,443,230</u>	<u>56,592</u>	<u>(89,445)</u>	<u>4,410,377</u>
Less Accumulated Depreciation:				
Buildings & Improvements	(573,030)	(44,345)	-	(617,375)
Park and Land Improvements	(375,667)	(65,697)	-	(441,364)
Equipment	(571,552)	(35,689)	11,670	(595,571)
Vehicles	<u>(423,222)</u>	<u>(52,149)</u>	<u>77,775</u>	<u>(397,596)</u>
Total Accumulated Depreciation	<u>(1,943,471)</u>	<u>(197,880)</u>	<u>89,445</u>	<u>(2,051,906)</u>
Governmental Activities - Capital Assets, net	<u>\$ 2,499,759</u>	<u>\$ (141,288)</u>	<u>\$ -</u>	<u>\$ 2,358,471</u>

Depreciation expense was charged to the governmental functions as follows:

General Government	\$ 41,835
Public Safety	74,534
Public Works	<u>81,511</u>
Total Depreciation Expense	<u>\$ 197,880</u>

CITY OF ELKTON, KENTUCKY
NOTES TO THE FINANCIAL STATEMENTS (Continued)

NOTE 11 – CAPITAL ASSETS (continued)

Business-Type Activities	Balance June 30, 2018	Additions	Retirements/ Reclassifications	Balance June 30, 2019
Capital Assets Not Being Depreciated:				
Land	\$ 138,500	\$ -	\$ -	\$ 138,500
Construction in process	54,452	202,046	(5,100)	251,398
Capital Assets Being Depreciated:				
Plant & lines	8,799,437	120,821	-	8,920,258
Equipment	518,139	28,867	(52,215)	494,791
Vehicles	119,703	26,672	-	146,375
Total Capital Assets	9,630,231	378,406	(57,315)	9,951,322
Less Accumulated Depreciation				
Plant & lines	(3,921,601)	(173,396)	-	(4,094,997)
Equipment	(404,840)	(30,370)	23,618	(411,592)
Vehicles	(111,850)	(6,268)	-	(118,118)
Total Accumulated Depreciation	(4,438,291)	(210,034)	23,618	(4,624,707)
Business-Type Activities Capital Assets, net	\$ 5,191,940	\$ 168,372	\$ (33,697)	\$ 5,326,615

Depreciation expense was charged to the business-type functions as follows:

Water	\$ 41,097
Sewer	168,937
Total Depreciation Expense	\$ 210,034

CITY OF ELKTON, KENTUCKY
NOTES TO THE FINANCIAL STATEMENTS (Continued)

NOTE 12 – PENSION PLAN

General Information About the Pension Plan

Plan description- Employees with membership in the Kentucky Retirement Systems (KRS) of the County Employee Retirement System are provided with pensions through the County Employee Retirement System (CERS), a cost sharing multiple-employer pension plan administered by the KRS. The KRS was created by state statute under Kentucky Revised Statute Chapter 61. The KRS Board of Trustees is responsible for the proper operation and administration of all employer pension plans in the KRS. The Kentucky Department of Revenue, an agency in the legislative branch of state government, administers the plans of the KRS. The KRS issues a publically available financial report that can be obtained at www.kyret.ky.gov.

Benefits provided- Kentucky Revised Statute Section 61.645 establishes the benefit terms and can be amended only by the Kentucky General Assembly. There are currently three benefit Tiers. Tier 1 members are those participating in the plan before 9/1/2008, Tier 2 are those that began participation 9/1/2008 through 12/31/2013 and Tier 3 are those members that began participation on or after 1/1/14.

Non-Hazardous- Tier 1 members are eligible to retire with an unreduced benefit at age 65 with four years of service credit or after 27 years of service credit regardless of age. Benefits are determined by a formula using the member's highest five consecutive year average compensation, which must contain at least 48 months. Reduced benefits for early retirement are available at age 55 and vested or 25 years of service credit. Members vest with five years of service credit. Service related disability benefits are provided after five years of service. Tier 2 members are eligible to retire based on the rule of 87: the member must be at least age 57 and age + earned service must equal 87 years at retirement or at age 65 with five years of service credit. Benefits are determined by a formula using the member's highest five consecutive year average compensation, which must be 60 months. Reduced benefits for early retirement are available at age 60 with 10 years of service. Tier 3 members are also eligible to retire based on the rule of 87. Benefits are determined by a life annuity calculated in accordance with actuarial assumptions and methods adopted by the board based on a members accumulated account balance. Tier 3 members are not eligible for reduced retirement benefits.

Hazardous- Tier 1 members are eligible to retire with an unreduced benefit at age 55 with five years of service credit or after 20 years of service credit regardless of age. Benefits are determined by a formula using the member's highest three consecutive year average compensation, which must have at least 24 months. Reduced benefits for early retirement are available at age 50 with 15 years of service credit. Tier 2 members are eligible to retire at any age with 25 years of service or at age 60 with 5 years of service credit. Benefits are determined by a formula using the member's highest three consecutive year average compensation, which must be 36 months. Reduced benefits for early retirement are available at age 50 with 15 years of service. Tier 3 members are also eligible to retire at any age with 25 year of service or at age 60 with 5 years of service. Tier 3 members are not eligible for reduced retirement benefits.

Contributions- Contributions for employees are established in the statutes governing the KRS and may only be changed by the Kentucky General Assembly. Non-Hazardous employees contribute 5% and Hazardous employees contribute 8% of salary if they were plan members prior to September 1, 2008. Non-Hazardous and Hazardous employees that entered the plan after September 1, 2008, are required to contribute 6% and 9%, respectively, of their annual creditable compensation. The additional 1% is deposited to an account created for the payment of health insurance benefits under 26 USC Section 401(h) in the Pension Fund. The City makes employer contributions at the rate set by the Board of Trustees as determined by an actuarial valuation. For the year ended June 30, 2019, total employer contributions for the City were \$162,557 based on a rate of 21.48% for Non-Hazardous and 35.34% for Hazardous members through covered payroll. The contribution rate of 21.48% for Non-Hazardous comprised of contributions of \$123,964 of which 16.22% or \$93,608 was allocated for pension and 5.26% or \$30,356 was allocated for insurance. The contribution rate of 35.34% for Hazardous comprised contributions of \$38,593 of which 24.87% or \$27,159 was allocated for pension and 10.47% or \$11,434 was allocated for insurance.

CITY OF ELKTON, KENTUCKY
NOTES TO THE FINANCIAL STATEMENTS (Continued)

NOTE 12 – PENSION PLAN (Continued)

Pension Liabilities (Assets), Pension Expense, and Deferred Outflows of Resources and Deferred Inflows of Resources Related to Pensions

Pension liability- At June 30, 2019, the City reported a liability of \$1,813,599 for its proportionate share of net pension liability. The net pension liability was measured as of June 30, 2018, and the total pension liability used to calculate the net pension asset was determined by an actuarial valuation as of that date. The City’s proportion of the net pension liability was based on the City’s contributions to the pension plan during the year ended June 30, 2018, relative to the contributions of all members for the year ended June 30, 2018. At the June 30, 2018 measurement date, the City’s proportion was 0.0213%.

Pension expense- For the year ended June 30, 2019; the City recognized a pension expense of \$317,398.

Deferred outflows of resources and deferred inflows of resources- For the year ended June 30, 2019; the City reported deferred outflows of resources and deferred inflows of resources related to pensions from the following sources:

	Deferred Outflows of Resources	Deferred Inflows of Resources	Net Deferred Outflows / (Deferred Inflows)
Differences between expected and actual experience	\$ 80,752	\$ 19,816	\$ 60,936
Change in assumptions	181,250	-	181,250
Net difference between projected and actual earnings on plan investments	79,995	101,414	(21,419)
Changes in proportion and differences between employer contributions and proportionate share of contributions	122,928	53,245	69,683
Contributions subsequent to the measurement date	120,768	-	120,768
	<u>\$ 585,693</u>	<u>\$ 174,475</u>	<u>\$ 411,218</u>

The amount shown for “Contributions subsequent to the measurement date” will be recognized as a reduction (increase) to net pension liability (asset) in the following measurement period.

Amounts reported as deferred outflows of resources and deferred inflows of resources related to pensions will be recognized in pension expense as follows:

Year Ended June 30	
2020	\$ 179,251
2021	116,334
2022	4,206
2023	(9,341)
2024	-
	<u>\$ 290,450</u>

In the table shown above, positive amounts will increase pension expense while negative amounts will decrease pension expense.

CITY OF ELKTON, KENTUCKY
NOTES TO THE FINANCIAL STATEMENTS (Continued)

NOTE 12 – PENSION PLAN (Continued)

Actuarial assumptions- The total pension liability as of June 30, 2018 actuarial valuation was determined using the following actuarial assumptions, applied to all periods included in the measurement:

Inflation	2.30%
Salary increases	3.05% average, including inflation
Investment rate of return	6.25% per annum

The mortality table used for active members is RP-2000 Combined Mortality Table projected with Scale BB to 2013 (multiplied by 50% for males and 30% for females). For healthy retired members and beneficiaries, the mortality table used is the RP-2000 Combined Mortality Table projected with Scale BB to 2013 (set back 1 year for females). For disabled members, the RP-2000 Combined Disabled Mortality Table projected with Scale BB to 2013 (set back 4 years for males) is used for the period after disability retirement. There is some margin in the current mortality tables for possible future improvement in mortality rates and that margin will be reviewed again when the next experience investigation is conducted.

The actuarial assumptions used in the June 30, 2018 valuation were based on the results of an actuarial experience study for the period July 1, 2008 through June 30, 2013.

The long-term expected rate of return was determined by using a building-block method in which best-estimate ranges of expected future real rate of returns are developed for each asset class. The ranges are combined by weighting the expected future real rate of return by the target asset allocation percentage.

The target allocation and best estimates of arithmetic real rate of return for each major asset class are summarized in the table below:

<u>Asset Class</u>	<u>Target Allocation</u>	<u>Long-term Expected Real Rate of Return</u>
US Large Cap	5.00%	4.50%
US Mid Cap	6.00%	4.50%
US Small Cap	6.50%	5.50%
Internationsl Developed	12.50%	6.50%
Emerging Markets	5.00%	7.25%
Global Bonds	4.00%	3.00%
Global IG Credit	2.00%	3.75%
High Yield	7.00%	5.50%
EMD	5.00%	6.00%
Illiquid Private	10.00%	8.50%
Private Equity	10.00%	6.50%
Real Estate	5.00%	9.00%
Absolute Return	10.00%	5.00%
Real Return	10.00%	7.00%
Cash	2.00%	1.50%
	<u>100.00%</u>	

CITY OF ELKTON, KENTUCKY
NOTES TO THE FINANCIAL STATEMENTS (Continued)

NOTE 12 – PENSION PLAN (Continued)

Discount rate- The projection of cash flows used to determine the discount rate of 6.25% for CERS non-hazardous and CERS hazardous assumed that local employers would contribute the actuarially determined contribution rate of projected compensation over the remaining 25 years (closed) amortization period of the unfunded actuarial accrued liability. The discount rate determination does not use a municipal bond rate. The target asset allocation and best estimates of arithmetic nominal rates of return for each major asset class are summarized in the CAFR.

Sensitivity of the proportionate share of net pension liability (asset) to changes in the discount rate- The following presents the net pension liability of the City, calculated using the discount rate of percent, as well as what the system’s net pension liability would be if it were calculated using a discount rate that is 1-percentage-point lower (5.25%) or 1-percentage-point higher (7.25%) than the current rate for non-hazardous:

	1% Decrease (5.25%)	Current rate (6.25%)	1% Increase (7.25%)
City of Elkton's net pension liability			
Hazardous	\$ 576,156	\$ 459,845	\$ 363,963
Non-Hazardous	1,704,235	1,353,754	1,060,111
Total	\$ 2,280,391	\$ 1,813,599	\$ 1,424,074

Pension plan fiduciary net position- Detailed information about the pension plan’s fiduciary net position is available in a separately issued CERS financial report and can be found at www.kyret.ky.gov. The plans fiduciary net position has been determined on the same basis used by the pension plans. The aforementioned report discloses the plans basis of accounting, policies and valuation methods of the plan’s assets.

NOTE 13 – POSTEMPLOYMENT BENEFITS OTHER THAN PENSION (OPEB)

General Information about the Plan

Plan description. Employees of the City are provided hospital and medical insurance through the Kentucky Retirement Systems’ Insurance Fund (Insurance Fund), a cost-sharing multiple-employer defined benefit OPEB plan. The KRS was created by state statute under Kentucky Revised Statue Section 61.645. The KRS Board of Trustees is responsible for the proper operation and administration of the KRS. The KRS issues a publicly available financial report that can be obtained by writing to Kentucky Retirement System, Perimeter Park West, 1260 Louisville Road, Frankfort, Kentucky 40601, or by telephone at (502) 564-4646.

Benefits provided. The Insurance Fund pays a prescribed contribution for whole or partial payment of required premiums to purchase hospital and medical insurance. The Insurance Fund pays the same proportion of hospital and medical insurance premiums for the spouse and dependents of retired hazardous members killed in the line of duty. As a result of House Bill 290 (2004 Kentucky General Assembly), medical insurance benefits are calculated differently for members who began participating on, or after, July 1, 2003. Once members reach a minimum vesting period of 10 years, non-hazardous employees whose participation began on, or after, July 1, 2003, earn \$10 per month for insurance benefits at retirement for every year of earned service without regard to a maximum dollar amount. Hazardous employees whose participation began on, or after, July 1, 2003 earn \$15 per month for insurance benefits at retirement for every year of earned service without regard to a maximum dollar amount. Upon death of a hazardous employee, the employee’s spouse receives \$10 per month for insurance benefits for each year of the deceased employee’s earned hazardous service. This dollar amount is subject to adjustment annually, which is currently 1.5%, based upon Kentucky Revised Statutes.

CITY OF ELKTON, KENTUCKY
NOTES TO THE FINANCIAL STATEMENTS (Continued)

NOTE 13 – POSTEMPLOYMENT BENEFITS OTHER THAN PENSION (OPEB) (Continued)

Contributions- Contributions for employees are established in the statutes governing the KRS and may only be changed by the Kentucky General Assembly. Non-Hazardous employees contribute 5% and Hazardous employees contribute 8% of salary if they were plan members prior to September 1, 2008. Non-Hazardous and Hazardous employees that entered the plan after September 1, 2008, are required to contribute 6% and 9%, respectively, of their annual creditable compensation. The additional 1% is deposited to an account created for the payment of health insurance benefits under 26 USC Section 401(h) in the Pension Fund. The City makes employer contributions at the rate set by the Board of Trustees as determined by an actuarial valuation. For the year ended June 30, 2019, total employer contributions for the City were \$162,557 based on a rate of 21.48% for Non-Hazardous and 35.34% for Hazardous members through covered payroll. The contribution rate of 21.48% for Non-Hazardous comprised of contributions of \$123,964 of which 16.22% or \$93,608 was allocated for pension and 5.26% or \$30,356 was allocated for insurance. The contribution rate of 35.34% for Hazardous comprised contributions of \$38,593 of which 24.87% or \$27,159 was allocated for pension and 10.47% or \$11,434 was allocated for insurance.

The Kentucky General Assembly reserves the right to suspend or reduce this benefit if, in its judgment, the welfare of the Commonwealth so demands.

Net OPEB Liability

At June 30, 2019, the City reported a net OPEB liability of \$530,205. The City's net OPEB liability was measured as of June 30, 2018, and the total OPEB liability used to calculate the net OPEB liability was determined by an actuarial valuation as of that date. The City's proportion of the collective net OPEB liability and OPEB expense was determined using the employers' actual contributions for Fiscal Year 2018. This method is expected to be reflective of the employers' long-term contribution effort. At June 30, 2018, the City's proportion was .0213%.

Actuarial assumptions. The total OPEB liability in the June 30, 2018 actuarial valuation was determined using the following actuarial assumptions, applied to all periods included in the measurement, unless otherwise specified:

Inflation	2.30%
Payroll growth rate	2.00% for CERS non-hazardous and hazardous
Salary increases	3.05%, average
Investment rate of return	6.25%
Healthcare cost trend rates (Pre-65)	Initial trend starting at 7.00% at January 1, 2020, and gradually decreasing to ultimate trend rate of 4.05% over a period of 12 years.
Healthcare cost trend rates (Post-65)	Initial trend starting at 5.00% at January 1, 2020, and gradually decreasing to an ultimate trend rate of 4.05% over a period of 10 years.

The mortality table used for active members is RP-2000 Combined Mortality Table projected with Scale BB to 2013 (multiplied by 50% for males and 30% for females). For health retired members and beneficiaries, the mortality table used is the RP-2000 Combined Mortality Table projected with Scale BB to 2013 (set-back for one year for females). For disabled members, the RP-2000 Combined Disabled Mortality Table projected with Scale BB to 2013 (set-back four years for males) is used for the period after disability retirement.

The long-term expected rate of return was determined by using a building-block method in which best-estimate ranges of expected future real rate of returns are developed for each asset class. The ranges are combined by weighting the expected future real rate of return by the target asset allocation percentage.

CITY OF ELKTON, KENTUCKY
NOTES TO THE FINANCIAL STATEMENTS (Continued)

NOTE 13 – POSTEMPLOYMENT BENEFITS OTHER THAN PENSION (OPEB) (Continued)

The target allocation and best estimates of arithmetic real rates of return for each major asset class are summarized in the following table:

<u>Asset Class</u>	<u>Target Allocation</u>	<u>Long-term Expected Real Rate of Return</u>
US Large Cap	5.00%	4.50%
US Mid Cap	6.00%	4.50%
US Small Cap	6.50%	5.50%
Internationsl Developed	12.50%	6.50%
Emerging Markets	5.00%	7.25%
Global Bonds	4.00%	3.00%
Global IG Credit	2.00%	3.75%
High Yield	7.00%	5.50%
EMD	5.00%	6.00%
Illiquid Private	10.00%	8.50%
Private Equity	10.00%	6.50%
Real Estate	5.00%	9.00%
Absolute Return	10.00%	5.00%
Real Return	10.00%	7.00%
Cash	2.00%	1.50%
	<u>100.00%</u>	

Discount rate. The projection of cash flows used to determine the discount rate of 5.85% for CERS non-hazardous and 5.97% CERS hazardous assumed that local employers would contribute the actuarially determined contribution rate of projected compensation over the remaining 25 years (closed) amortization period of the unfunded actuarial accrued liability. The discount rate determination used and expected rate of return of 6.25% and a municipal bond rate of 3.62%, as reported in Fidelity Index’s “20-Year Municipal GO AA Index” as of June 30, 2018. However, the cost associated with the implicit employers’ subsidy was not included in the calculation of the System’s actuarial determined contributions, and any cost associated with the implicit subsidy will not be paid out of the System’s trusts. Therefore, the municipal bond rate was applied to future expected benefit payments associated with the implicit subsidy. The target asset allocation and best estimate of arithmetic nominal rates of return for each major asset class are summarized in the CAFR.

Changes in the Net OPEB Liability

Sensitivity of the City’s proportionate share of the collective net OPEB liability to changes in the discount rate. The following presents the City’s proportionate share of the collective net OPEB liability as well as what the City’s proportionate share of the collective net OPEB liability would be if it were calculated using a discount rate that is 1 percentage point lower or 1 percentage point higher than the current discount rate:

	1% Decrease	Current rate	1% Increase
City of Elkton's net OPEB liability	<u>(4.85)</u>	<u>(5.85%)</u>	<u>(6.85%)</u>
Hazardous	\$ 188,448	\$ 135,569	\$ 93,238
	1% Decrease	Current rate	1% Increase
City of Elkton's net OPEB liability	<u>(4.97%)</u>	<u>(5.97%)</u>	<u>(6.97%)</u>
Non-Hazardous	512,569	394,636	294,179

CITY OF ELKTON, KENTUCKY
NOTES TO THE FINANCIAL STATEMENTS (Continued)

NOTE 13 – POSTEMPLOYMENT BENEFITS OTHER THAN PENSION (OPEB) (Continued)

Sensitivity of the City’s proportionate share of the collective net OPEB liability to changes in the healthcare cost trend rates. The following presents the City’s proportionate share of the collective net OPEB liability, as well as what the City’s proportionate share of the collective net OPEB liability would be if it were calculated using healthcare cost trend rates that are 1 percentage point lower or 1 percentage point higher than the current health care cost trend rates:

City of Elkton's net pension liability	Current Healthcare		
	1% Decrease	Trend Rates	1% Increase
Hazardous	\$ 92,329	\$ 135,569	\$ 189,124
Non-Hazardous	293,810	394,636	513,480
Total	<u>\$ 386,139</u>	<u>\$ 530,205</u>	<u>\$ 702,604</u>

OPEB plan fiduciary net position- Detailed information about the OPEB plan’s fiduciary net position is available in a separately issued CERS financial report and can be found at www.kyret.ky.gov. The plans fiduciary net position has been determined on the same basis used by the OPEB plans. The aforementioned report discloses the plans basis of accounting, policies and valuation methods of the plan’s assets.

OPEB Expense and Deferred Outflows of Resources and Deferred Inflows of Resources

For the year ended June 30, 2019, the City recognized OPEB expense of \$87,468. At June 30, 2019, the City reported deferred outflows of resources and deferred inflows of resources related to OPEB from the following sources:

	Deferred Outflows of Resources	Deferred Inflows of Resources
Differences between expected and actual experience	\$ -	\$ 61,140
Change in assumptions	120,417	1,283
Net difference between projected and actual earnings on plan investments	-	40,071
Changes in proportion and differences between employer contributions and proportionate share of contributions	45,770	738
Contributions subsequent to the measurement date	41,789	-
	<u>\$ 207,976</u>	<u>\$ 103,232</u>

The amounts reported as deferred outflows of resources and deferred inflows of resources related to OPEB are recognized in OPEB expense as follows:

Year Ended June 30	
2020	\$ 18,088
2021	18,088
2022	10,605
2023	11,385
2024	4,850
Thereafter	(61)
	<u>\$ 62,955</u>

CITY OF ELKTON, KENTUCKY
NOTES TO THE FINANCIAL STATEMENTS (Continued)

NOTE 14 – LONG-TERM OBLIGATIONS

	<u>June 30, 2018</u>	<u>Additions</u>	<u>Reductions</u>	<u>June 30, 2019</u>	<u>Current</u>
<u>Governmental Activities:</u>					
Notes from direct borrowings:					
Note Payable - Ford Motor	\$ 18,134	\$ -	\$ 18,134	\$ -	\$ -
	<u>\$ 18,134</u>	<u>\$ -</u>	<u>\$ 18,134</u>	<u>\$ -</u>	<u>\$ -</u>
 <u>Business-Type Activities:</u>					
Revenue Bond Issue \$360,000	311,500	-	6,500	305,000	6,500
Notes from direct borrowings:					
KIA Loan \$808,000	498,267	-	26,933	471,334	26,933
KIA Loan \$80,233	51,877	-	3,916	47,961	3,956
KIA Loan \$136,761	91,964	-	6,659	85,305	6,725
KIA Loan \$346,243	286,297	-	15,651	270,646	15,926
KIA Loan \$500,000	-	213,612	-	213,612	-
Elkton Bank Loan \$26,672	-	26,672	7,111	19,561	6,236
	<u>\$ 1,239,905</u>	<u>\$ 240,284</u>	<u>\$ 66,770</u>	<u>\$ 1,413,419</u>	<u>\$ 66,276</u>

Debt service requirement on long-term obligations at June 30, 2019 are as follows:

	<u>Governmental Activities</u>		<u>Business-type Activities</u>	
	<u>Principal</u>	<u>Interest</u>	<u>Principal</u>	<u>Interest</u>
2020	\$ -	\$ -	\$ 66,276	\$ 20,648
2021	-	-	66,943	19,636
2022	-	-	66,129	18,603
2023	-	-	61,719	17,532
2024	-	-	62,625	16,760
2025-2029	-	-	324,427	58,409
2030-2034	-	-	294,355	44,703
2035-2039	-	-	141,332	31,676
2040-2044	-	-	78,000	17,325
2045-2049	-	-	251,613	2,248
Totals	<u>\$ -</u>	<u>\$ -</u>	<u>\$ 1,413,419</u>	<u>\$ 247,540</u>

Interest expense for the year ended June 30, 2019

Governmental Activities:	\$ 1,135
Business-type Activities:	<u>21,718</u>
Total	<u>\$ 22,853</u>

CITY OF ELKTON, KENTUCKY
NOTES TO THE FINANCIAL STATEMENTS (Continued)

NOTE 14 – LONG-TERM OBLIGATIONS (continued)

Revenue bonds include a provision that in the event of default rates owners of the current bonds, through any court with jurisdiction, may adjust rates sufficient enough to provide for payment of the operating expenses, principal and interest of the bonds in accordance with the laws of the Commonwealth of Kentucky.

Kentucky Infrastructure Authority Loans include a provision that in the event of default, the full amount of the note can be declared due immediately.

Note Payable – Ford Motor

The City purchased a new police explorer on June 24, 2018 and issued a note payable in the amount of \$18,134. This note is due in 2 annual installments including 7.00% interest through June 2020 and is secured by the vehicle. The note was paid in full during the fiscal year ended June 30, 2019.

Kentucky Infrastructure Authority Loan

In December 2006, the city received a thirty year, 1% interest loan from the Kentucky Infrastructure Authority, in the amount of \$808,000 to retire the existing sewer bonds. There is no discount or premium associated with this loan and the effective interest rate is the stated rate. Annual principal payments of \$26,933 will be required through December 2037. The loan requires the city to maintain a "Maintenance and Replacement Reserve" account. The account is to be funded on or before each payment date an amount equal to 10% of each loan payment until the amount on deposit is equal to 5% of the original principal amount of the loan or \$40,400. Amounts in the "Maintenance and Replacement Reserve" account may be used for extraordinary maintenance expenses or for the costs of replacing worn or obsolete portions of the sewer system. As of June 30, 2019, the reserve account was funded in compliance with the loan.

City of Elkton Sewer System Revenue Bonds – Series 2007

During 2007, the City adopted a resolution to issue \$360,000 principal "City of Elkton Sewer System Revenue Bonds as follows: Series A \$225,000 and Series B \$135,000 for the purpose of financing the cost of construction of extensions, additions and improvements to the existing sewer system. The bond covenant requires that rates for all utility services must be reasonable; the City must be audited annually and must maintain adequate employee bonding and property insurance. The net revenues of the City must be equal to 120% of average annual debt service requirements for principal and interest on all Outstanding Bonds payable from the revenues of the Utility, plus the anticipated debt service requirements of any Parity Bonds then proposed to be issued.

The City is required to transfer into the Sinking Fund an amount equal to one sixth of the next succeeding six-month interest payment and one twelfth of the next succeeding principal maturing on the next succeeding principal payment date. In addition, the City is required to transfer to the Depreciation Fund \$160 per month until \$19,200 has accumulated. As of June 30, 2019 the depreciation fund balance was funded in compliance with the bond.

Series 2007 Bonds maturing before January 1, 2018 shall not be subject to prepayment. Principal maturities falling due on and after January 2, 2018, shall be subject to prepayment by the City on any date falling on and after January 1, 2016, at par plus accrued interest, without any penalty.

Interest, at 4.125%, is to be paid each January 1 and July 1. The bonds are to mature in annual installments in accordance with the schedule presented above as business-type activities.

CITY OF ELKTON, KENTUCKY
NOTES TO THE FINANCIAL STATEMENTS (Continued)

NOTE 14 – LONG-TERM OBLIGATIONS (continued)

Kentucky Infrastructure Authority Loan

On December 1, 2009 the City adopted a resolution to receive federal funding through Kentucky Infrastructure Authority (KIA). The resolution called for funding in the amount of \$174,800 for the purpose of financing the cost of meter replacement. The balance of \$174,800 had a 54.1% forgiveness rate to create a liability of the City of \$80,233. The loan carries a 1% interest rate with principal and interest payments made on June 1 and December 1 each year. The loan calls for \$900 to be placed in a "Replacement and Maintenance" account on or before the December 1 payment until the balance reaches \$9,000. The "R&M" account as of June 30, 2019 was funded in compliance with the loan.

Kentucky Infrastructure Authority Loan

In June 2011, the City entered into an assistance agreement with Kentucky Infrastructure Authority in the amount of \$136,761. The purpose of the agreement was to assist the city with the cost of the sewer line extension project completed in August 2011. The terms of the loan are 1% interest rate with a 20-year payout. There is no discount or premium associated with this loan and the effective interest rate is the stated rate. The loan requires the city to establish a "Maintenance and Reserve" account and deposit an amount equal to 10% of loan payments until the balance in the account is 5% of the original loan amount or \$6,838. The "M&R" account as of June 30, 2019 was funded in compliance with the loan.

Kentucky Infrastructure Authority Loan

In October 2013, the City entered into an assistance agreement with Kentucky Infrastructure Authority in the amount of \$346,243. The purpose of the agreement was to assist the city with the cost of the Elkton, Todd County Water District Separation Project, to be completed in 2014. The terms of the loan are 1.75% interest rate with a 20-year payout. The loan requires the city to establish a "Maintenance and Reserve" account and deposit an amount equal to 10% of loan payments until the balance in the account is 5% of the original loan amount or \$17,600. The "M&R" account as of June 30, 2019 was funded in compliance with the loan.

Kentucky Infrastructure Authority Loan

In February 2018, the City entered into an assistance agreement with Kentucky Infrastructure Authority in the amount of up to \$500,000, with current draws totaling \$213,612. The purpose of the agreement was to assist the City with the cost of the Elkton, Todd County Sewer District in the planning phase of the sewer plant rehabilitation project. The terms of the loan are 2.75% interest rate. For the planning phase of the project, the loan will be interest only payments and the principal will be rolled into the new KIA loan when complete.

Note Payable – Elkton Bank and Trust

The Elkton, Todd County Water and Sewer Districts purchased a new Ford F150 on November 16, 2018 and issued a note payable in the amount of \$26,672. This note is due in 3 annual installments including 4.50% interest through November 2022 and is secured by the vehicle.

CITY OF ELKTON, KENTUCKY
NOTES TO THE FINANCIAL STATEMENTS (Continued)

NOTE 15 – PRIOR PERIOD ADJUSTMENT

The net position was restated to reflect the change in proportionate share of the net OPEB liability related to the County Employee Retirement System pension plan. The net position of the governmental activities was decreased by \$7,557. The net positions of the business-type activities were increased as follows: water fund \$2,914 and sewer fund \$2,880. This change is reflected in beginning net position balance.

CITY OF ELKTON, KENTUCKY
STATEMENT OF REVENUES, EXPENDITURE, AND CHANGES IN FUND BALANCES
BUDGET AND ACTUAL – GENERAL FUND (UNAUDITED)
FOR THE YEAR ENDED JUNE 30, 2019

	Budgeted Amounts		Actual Amounts	Variance - Favorable
	Original	Final		(Unfavorable)
Revenues:				
Taxes	\$ 1,179,900	\$ 1,161,300	\$ 1,142,933	\$ (18,367)
Licenses and permits	94,645	94,695	93,569	(1,126)
Intergovernmental revenues	459,300	241,443	164,545	(76,898)
Charges for services	15,600	22,600	44,742	22,142
Interest income	27,000	33,000	45,161	12,161
Other income	31,300	52,700	10,332	(42,368)
Total revenues	<u>1,807,745</u>	<u>1,605,738</u>	<u>1,501,282</u>	<u>(104,456)</u>
Expenditures:				
Current:				
General government	396,500	391,250	355,666	35,584
Public works	212,200	274,100	238,275	35,825
Public safety	649,850	655,000	592,904	62,096
Culture and recreation	178,850	206,650	123,059	83,591
Capital outlay	334,200	49,000	56,591	(7,591)
Debt service:				
Principal	20,000	20,000	18,134	1,866
Interest	700	700	1,135	(435)
Total expenditures	<u>1,792,300</u>	<u>1,596,700</u>	<u>1,385,764</u>	<u>210,936</u>
Revenues over (under) expenditures	<u>15,445</u>	<u>9,038</u>	<u>115,518</u>	<u>106,480</u>
Other financing sources (uses):				
Sale of fixed assets	-	-	13,331	13,331
Operating transfers in	3,500	4,700	6,847	2,147
Operating transfers out	(16,900)	(16,900)	(14,400)	2,500
Total other financing sources (uses)	<u>(13,400)</u>	<u>(12,200)</u>	<u>5,778</u>	<u>17,978</u>
Net change in fund balance	<u>\$ 2,045</u>	<u>\$ (3,162)</u>	121,296	<u>\$ 124,458</u>
Fund balance, beginning of year			<u>1,661,025</u>	
Fund balances, end of year			<u>\$ 1,782,321</u>	

CITY OF ELKTON, KENTUCKY
SCHEDULE OF PROPORTIONATE SHARE OF THE NET PENSION LIABILITY -
COUNTY EMPLOYEE RETIREMENT SYSTEM (UNAUDITED)
LAST TEN FISCAL YEARS

	<u>2019</u>	<u>2018</u>	<u>2017</u>	<u>2016</u>	<u>2015</u>
Total net pension liability (asset) for Employees Retirement System	\$ 8,508,762,000	\$ 8,090,582,993	\$ 6,639,559,678	\$ 5,834,631,445	\$ 4,446,202,000
City's proportion of the net pension liability (asset)	<u>0.0213%</u>	<u>0.0189%</u>	<u>0.0206%</u>	<u>0.0205%</u>	<u>0.0210%</u>
City's proportionated share of the net pension liability (asset)	\$ 1,813,599	\$ 1,526,181	\$ 1,365,602	\$ 1,198,858	\$ 933,330
City's covered-employee payroll	<u>\$ 683,619</u>	<u>\$ 656,835</u>	<u>\$ 567,173</u>	<u>\$ 624,684</u>	<u>\$ 593,902</u>
City's proportionate share of the net pension liability (asset) as a percentage of its covered-employee payroll	265.29%	232.35%	240.77%	191.91%	157.15%
Total pension plan's fiduciary net position as a percentage of the total pension liability	52.40%	51.55%	54.73%	58.75%	65.13%

This schedule is intended to present a 10-year trend. However, the information in this schedule is not required to be presented retroactively. Additional years will be reported when available.

CITY OF ELKTON, KENTUCKY
SCHEDULE OF PENSION CONTRIBUTIONS –
COUNTY EMPLOYEE RETIREMENT SYSTEM (UNAUDITED)
LAST TEN FISCAL YEARS

	<u>2019</u>	<u>2018</u>	<u>2017</u>	<u>2016</u>	<u>2015</u>	<u>2014</u>
Actuarially determined contribution (ADC)	\$ 120,767	\$ 139,083	\$ 87,084	\$ 88,665	\$ 83,429	\$ 89,356
Contribution in relation to the actuarially determined contribution	120,767	139,083	87,084	88,665	83,429	89,356
Contribution deficiency (excess)	<u>\$ -</u>	<u>\$ -</u>	<u>\$ -</u>	<u>\$ -</u>	<u>\$ -</u>	<u>\$ -</u>
City's covered-employee payroll	\$ 683,619	\$ 656,835	\$ 567,173	\$ 624,684	\$ 593,902	\$ 590,037
Contribution as a percentage of covered-employee payroll	17.67%	21.17%	15.35%	14.19%	14.05%	15.14%

This schedule is intended to present a 10-year trend. However, the information in this schedule is not required to be presented retroactively. Additional years will be reported when available

CITY OF ELKTON, KENTUCKY
SCHEDULE OF PROPORTIONATE SHARE OF THE NET OPEB LIABILITY -
COUNTY EMPLOYEE RETIREMENT SYSTEM (UNAUDITED)
LAST TEN FISCAL YEARS

	<u>2019</u>	<u>2018</u>
Total net OPEB liability (asset) for Employees Retirement System	\$ 2,488,439,000	\$ 2,837,013,635
City's proportion of the net OPEB liability (asset)	<u>0.0213%</u>	<u>0.0189%</u>
City's proportionated share of the net OPEB liability (asset)	\$ 530,205	\$ 535,063
City's covered-employee payroll	<u>\$ 683,619</u>	<u>\$ 656,835</u>
City's proportionate share of the net OPEB liability (asset) as a percentage of its covered-employee payroll	77.56%	81.46%
Total OPEB plan's fiduciary net position	\$ 3,695,108,000	\$ 3,401,537,049
Total OPEB plan's OPEB liability	\$ 6,183,547,000	\$ 6,238,550,680
Total OPEB plan's fiduciary net position as a percentage of the total OPEB liability	59.76%	54.52%

This schedule is intended to present a 10-year trend. However, the information in this schedule is not required to be presented retroactively. Additional years will be reported when available.

CITY OF ELKTON, KENTUCKY
 SCHEDULE OF OPEB CONTRIBUTIONS –
 COUNTY EMPLOYEE RETIRMENT SYSTEM (UNAUDITED)
 LAST TEN FISCAL YEARS

	<u>2019</u>	<u>2018</u>	<u>2017</u>
Actuarially determined contribution (ADC)	\$ 41,789	\$ 35,796	\$ 31,568
Contribution in relation to the actuarially determined contribution	41,789	35,796	31,568
Contribution deficiency (excess)	<u>\$ -</u>	<u>\$ -</u>	<u>\$ -</u>
City's covered-employee payroll	\$ 683,619	\$ 656,835	\$ 567,173
Contribution as a percentage of covered-employee payroll	6.11%	5.45%	5.57%

This schedule is intended to present a 10-year trend. However, the information in this schedule is not required to be presented retroactively. Additional years will be reported when available.

CITY OF ELKTON, KENTUCKY
 NOTES TO REQUIRED SUPPLEMENTAL INFORMATION
 (UNAUDITED)

Notes Related to the Schedule of Pension Contributions – County Employee Retirement System

Valuation date	June 30, 2018
Experience study	July 1, 2008 – June 30, 2013
Actuarial cost method	Entry age normal
Amortization method	Level percentage of pay
Remaining amortization period	27 years, closed
Payroll growth rate	4.00%
Asset valuation	20% of the difference between the market value of assets and the expected actuarial value of assets is recognized
Inflation	3.25%
Salary increases	4.00%, average
Investment Rate of Return	7.50%, net of pension plan investment expense, including inflation

Notes Related to the Schedule of OPEB Contributions – County Employee Retirement System

Valuation date	June 30, 2018
Experience study	July 1, 2008 – June 30, 2013
Actuarial cost method	Entry age normal
Amortization method	Level percentage of pay
Remaining amortization period	27 years, closed
Payroll growth rate	4.00%
Asset valuation	20% of the difference between the market value of assets and the expected actuarial value of assets is recognized
Inflation	3.25%
Salary increases	4.00%, average
Investment Rate of Return	7.50%
Healthcare Trend Rates (Pre-65)	Initial trend starting at 7.5% and gradually decreasing to an ultimate trend rate of 5.00% over a period of 5 years.
Healthcare Trend Rates (Post-65)	Initial trend starting at 5.50% and gradually decreasing to an ultimate trend rate of 5.00% over a period of 2 years.



THURMAN CAMPBELL GROUP, PLC
CERTIFIED PUBLIC ACCOUNTANTS

Members:

American Institute of Certified Public Accountants

Kentucky Society of Certified Public Accountants

Tennessee Society of Certified Public Accountants

INDEPENDENT AUDITOR'S REPORT ON INTERNAL CONTROL OVER FINANCIAL REPORTING AND ON COMPLIANCE AND OTHER MATTERS BASED ON AN AUDIT OF FINANCIAL STATEMENTS PERFORMED IN ACCORDANCE WITH *GOVERNMENT AUDITING STANDARDS*

To the Honorable Mayor and City Council
City of Elkton, Kentucky

We have audited, in accordance with the auditing standards generally accepted in the United States of America and the standards applicable to financial audits contained in *Government Auditing Standards* issued by the Comptroller General of the United States, the financial statements of the governmental activities, the business-type activities, each major fund, and the aggregate remaining fund information of the City of Elkton, Kentucky, as of and for the year ended June 30, 2019, and the related notes to the financial statements, which collectively comprise the City of Elkton, Kentucky's basic financial statements and have issued our report thereon dated January 15, 2020.

Internal Control over Financial Reporting

In planning and performing our audit of the financial statements, we considered the City of Elkton, Kentucky's internal control over financial reporting (internal control) to determine the audit procedures that are appropriate in the circumstances for the purpose of expressing our opinions on the financial statements, but not for the purpose of expressing an opinion on the effectiveness of the City of Elkton, Kentucky's internal control. Accordingly, we do not express an opinion on the effectiveness of the City of Elkton, Kentucky's internal control.

A *deficiency in internal control* exists when the design or operation of a control does not allow management or employees, in the normal course of performing their assigned functions, to prevent, or detect and correct, misstatements on a timely basis. A *material weakness* is a deficiency, or a combination of deficiencies, in internal control such that there is a reasonable possibility that a material misstatement of the entity's financial statements will not be prevented, or detected and corrected on a timely basis. A *significant deficiency* is a deficiency, or a combination of deficiencies, in internal control that is less severe than a material weakness, yet important enough to merit attention by those charged with governance.

Our consideration of internal control was for the limited purpose described in the first paragraph of this section and was not designed to identify all deficiencies in internal control that might be material weaknesses or significant deficiencies and therefore, material weaknesses or significant deficiencies may exist that have not been identified. We did identify a deficiency in internal control, described in the accompanying schedule of findings and responses as item 2019-1, that we consider to be a material weakness.

Compliance and Other Matters

As part of obtaining reasonable assurance about whether the City of Elkton, Kentucky's financial statements are free from material misstatement, we performed tests of its compliance with certain provisions of laws, regulations, contracts, and grant agreements, noncompliance with which could have a direct and material effect on the determination of financial statement amounts. However, providing an opinion on compliance with those provisions was not an objective of our audit, and accordingly, we do not express such an opinion. The results of our tests disclosed no instances of noncompliance or other matters that are required to be reported under *Government Auditing Standards*.

City of Elkton, Kentucky's Response to Findings

City of Elkton, Kentucky's response to the findings identified in our audit is described in the accompanying schedule of findings and responses. City of Elkton, Kentucky's response was not subjected to the auditing procedures applied in the audit of the financial statements and, accordingly, we express no opinion on it.

Purpose of this Report

The purpose of this report is solely to describe the scope of our testing of internal control and compliance and the results of that testing, and not to provide an opinion on the effectiveness of the entity's internal control or on compliance. This report is an integral part of an audit performed in accordance with *Government Auditing Standards* in considering the entity's internal control and compliance. Accordingly, this communication is not suitable for any other purpose.

Thurman Campbell Group, PLC

Hopkinsville, Kentucky
January 15, 2020

CITY OF ELKTON, KENTUCKY
SCHEDULE OF FINDINGS AND RESPONSES
FOR THE YEAR ENDED JUNE 30, 2019

A. SUMMARY OF AUDITOR'S RESULTS

1. The auditor's report expresses an unmodified opinion on the financial statements of City of Elkton, Kentucky.
2. One material weakness relating to the audit of the financial statements is reported in the Independent Auditor's Report on Internal Control over Financial Reporting and on Compliance and Other Matters Based on an Audit of Financial Statements Performed in Accordance with Government Auditing Standards.
3. No instances of noncompliance material to the financial statements of the City of Elkton, Kentucky were disclosed during the audit.

B. FINDINGS – FINANCIAL STATEMENTS AUDIT

2019-1 Internal Control over Financial Reporting:

Condition: Certain transactions were not properly recorded in the general ledger on a timely basis.

Criteria: Accounting department staff record all transactions required by generally accepted accounting principles on a timely basis.

Effect: The lack of timely recording of all transactions resulted in several audit adjustments necessary to present the financial statements in accordance with generally accepted accounting principles.

Recommendation: The city should implement internal controls necessary to insure financial statements are presented in accordance with generally accepted accounting principles.

Response: The city will review internal controls over financial reporting to determine if cost-effective procedures can be implemented to correct this deficiency.